



## **Cedar Lodge Allington, Chippenham, SN14 6LW**

**£775,000**

A charming detached three-bedroom bungalow set within a generous plot and surrounded by open fields, offering a peaceful and private rural lifestyle with far-reaching countryside views. The property provides well-proportioned single-storey accommodation with plenty of natural light throughout and presents an excellent opportunity for modernisation or extension (subject to planning permission), making it ideal for buyers looking to create a bespoke home. With ample outdoor space, driveway parking, double garage and a desirable yet accessible location, convenient access to the M4 and nearby Chippenham mainline station, providing direct services to London Paddington.

## Cedar Lodge

An Individual Detached Village Home with Generous Gardens, Double Garage & Countryside Views to the Rear

The property is pleasantly situated in a rural location, offering a peaceful setting whilst remaining well placed for access to the M4 motorway. Chippenham railway station is within easy reach and provides regular direct services to London Paddington, making the property ideal for those wishing to commute. The home offers well-proportioned and adaptable accommodation, arranged to suit a variety of needs.

The property is entered via an entrance hall with attractive oak flooring and roof lights, creating a bright and welcoming first impression.

The sitting room provides a comfortable principal reception space, with doors leading through to the dining room, study, and kitchen. The study offers a useful additional reception room, ideal for home working or it could be utilised as a further double bedroom.

The kitchen is fitted with a range of units and includes an electric oven, gas hob with extractor over, dishwasher, and space for further appliances. A stable door leads through to the utility room, which provides additional storage, plumbing for appliances, and houses the oil-fired boiler, with access to the rear garden.

The dining room enjoys a pleasant outlook and opens into the conservatory, which benefits from a triple aspect and French doors leading out to the garden, providing an excellent space for both everyday use and entertaining.

Bedroom one benefits from French doors opening onto the garden, built-in storage, and an well sized en-suite with both bath and en suite shower. Two further double bedrooms are served by a family bathroom fitted with a bath and shower over, wash hand basin and toilet.

The gardens are a particular feature of the property, being laid mainly to lawn with a variety of mature trees, hedging, fruit trees and well-stocked borders. There is a patio area, raised beds and fruit cages, and the garden backs directly onto open fields, enjoying a high degree of privacy. A useful outbuilding/workshop is situated within the garden, with power connected and additional storage space, currently utilised as a dark room.

To the front there is further garden space, together with access to the double garage, which is fitted with two up and over doors, power and light, and a boarded loft area providing additional storage.

There is ample gravelled driveway parking for the whole family.

## Entrance Hallway



## Sitting Room



## Study



## Dining Room



## Bedroom One



## Conservatory



## En Suite



## Kitchen/Breakfast Room



## Bedroom Two



## Utility Room

### Bedroom Three



### Driveway



### Bathroom



### Gardens



### Double Garage



### Tenure



We are advised by the .GOV website that the property is Freehold

### Council Tax

We are advised by the .GOV website that the property is Band F.

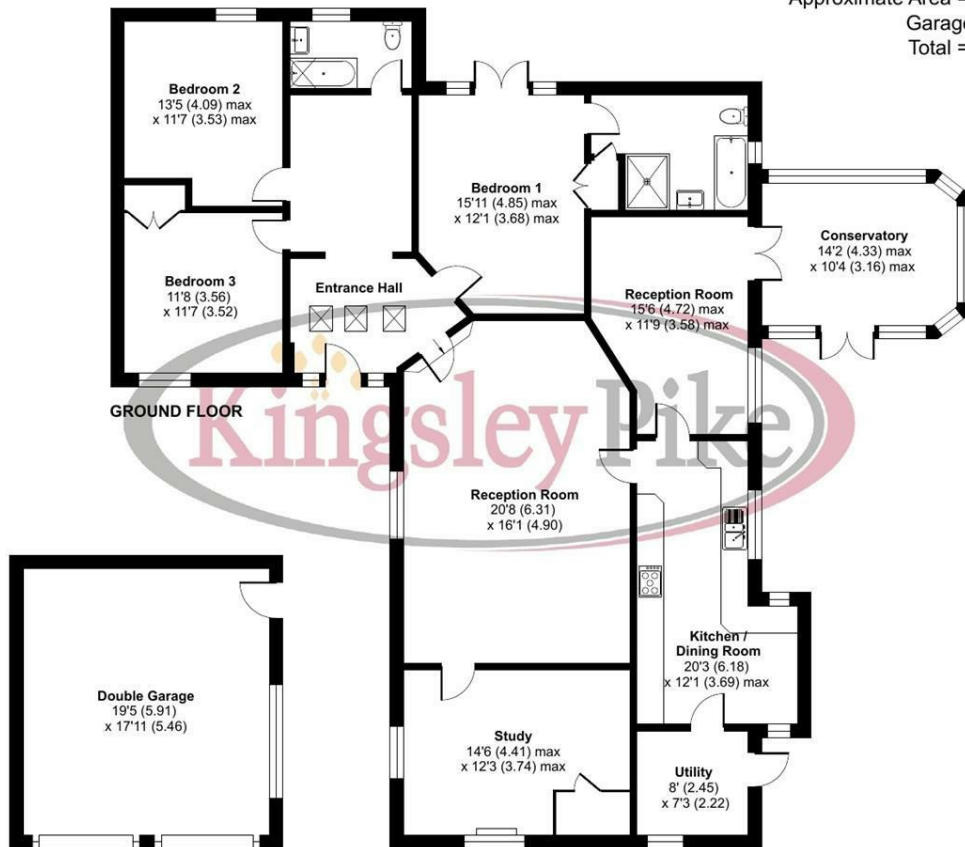
### Agents Notes

The property is situated within a conservation area, is heated by an Oil fired central heating system and the drainage is connected to a septic tank.

# Floor Plan

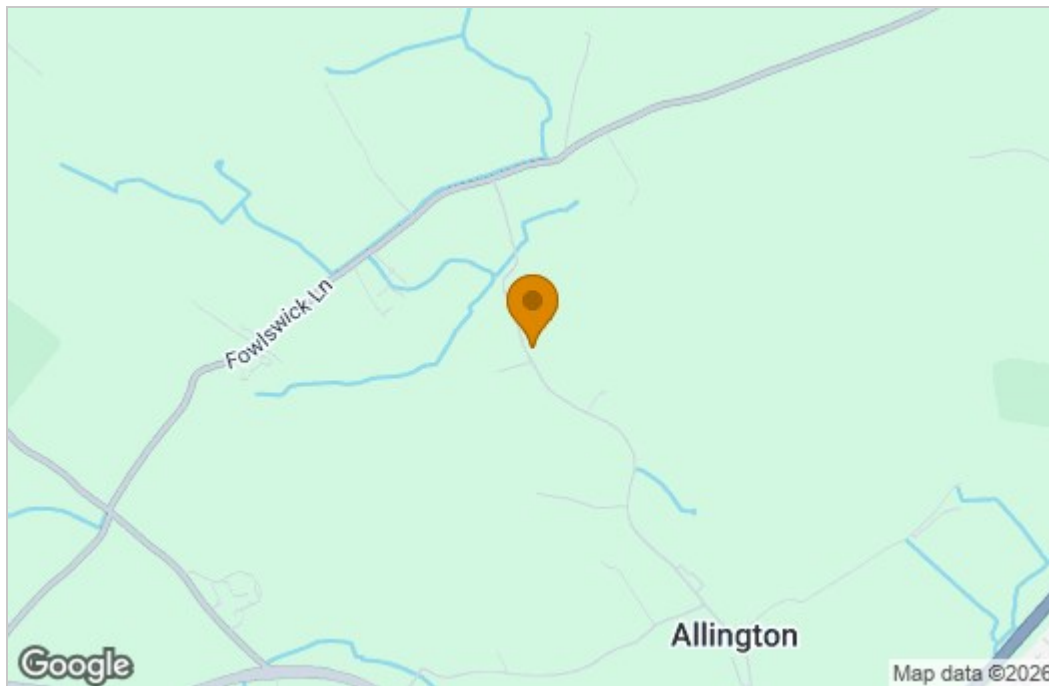
## Cedar Lodge, Allington, Chippenham, SN14

Approximate Area = 2060 sq ft / 191.3 sq m  
 Garage = 347 sq ft / 32.2 sq m  
 Total = 2407 sq ft / 223.5 sq m  
 For identification only - Not to scale

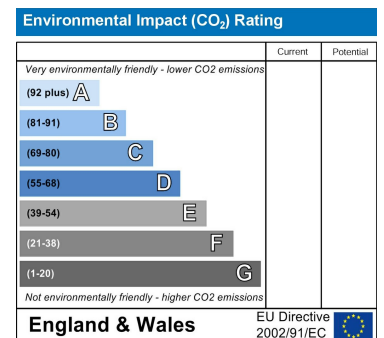
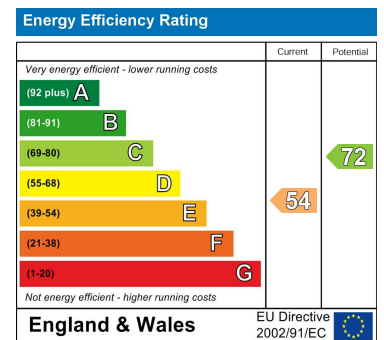


Floor plan produced in accordance with RICS Property Measurement 2nd Edition, Incorporating International Property Measurement Standards (IPMS2 Residential). © nchecon 2026. Produced for Kingsley Pike. REF: 1439511

# Area Map



# Energy Efficiency Graph



These particulars, whilst believed to be accurate are set out as a general outline only for guidance and do not constitute any part of an offer or contract. Intending purchasers should not rely on them as statements of representation of fact, but must satisfy themselves by inspection or otherwise as to their accuracy. No person in this firm's employment has the authority to make or give any representation or warranty in respect of the property.