



Keith
Ashton

Tweed Green,
Romford



6 TWEED GREEN

Romford, RM1 4BG

Guide Price £465,000 - £500,000

****Guide Price £465,000 - £475,000**** We are pleased to present this beautifully maintained three-bedroom end-of-terrace family home, ideally positioned overlooking the green. Well-presented throughout, the property offers a bright and spacious lounge, a well-appointed kitchen, three generously sized bedrooms, and a sleek, contemporary family bathroom.

Conveniently located just a short drive from Romford Town Centre and train station, the home provides excellent transport links into London and beyond. With a variety of well-regarded schools nearby, this property is perfectly suited to both families and commuters seeking both comfort and convenience.

- THREE BEDROOM FAMILY HOME
- DETACHED GARAGE
- SPACIOUS LOUNGE
- SHORT DRIVE TO ROMFORD STATION
- ATTRACTIVE GARDEN
- EASY ACCESS TO A12
- OVERLOOKING THE GREEN
- COUNTRY PARKS NEARBY



Description

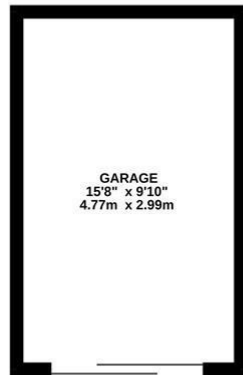
The property's internal layout begins with a practical porch, opening into a warm and welcoming entrance hall. From here, you are led into a bright and generously sized lounge and dining room, bathed in natural light from a large front-facing window and rear French doors that open onto the garden. The well-appointed kitchen features a range of eye and base level units, ample worktop space, and direct access to the rear garden—perfect for everyday living and entertaining.

Upstairs, the landing provides access to three well-proportioned bedrooms and a contemporary family bathroom.

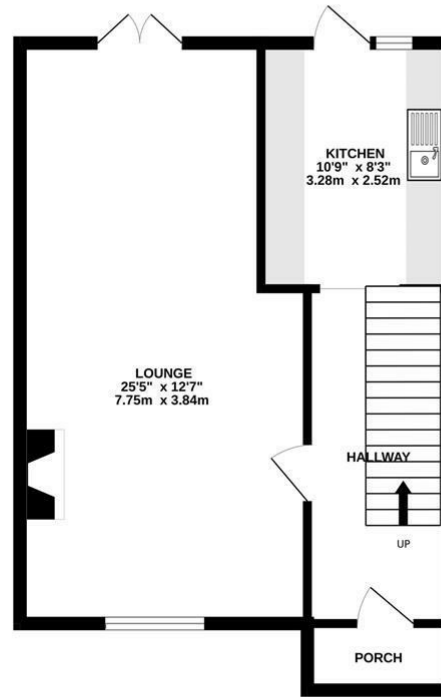
Externally, the rear garden begins with a paved seating area, leading to a beautifully landscaped space framed by mature shrubs and vibrant planting—an ideal setting for relaxation or outdoor dining. To the front, a neatly maintained lawn with mature borders enhances the home's kerb appeal. Additional benefits include a detached garage offering valuable storage space, as well as off-street parking.



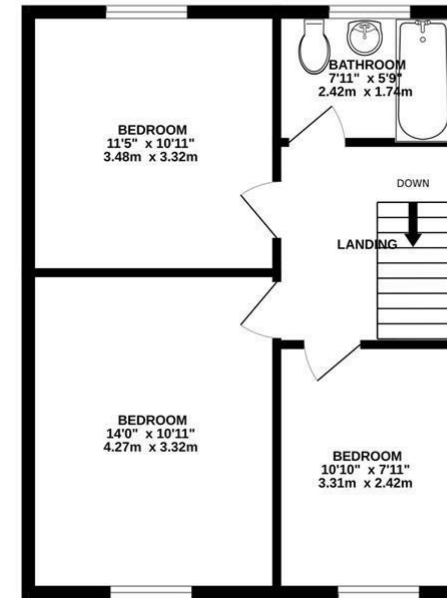
GARAGE
154 sq.ft. (14.3 sq.m.) approx.



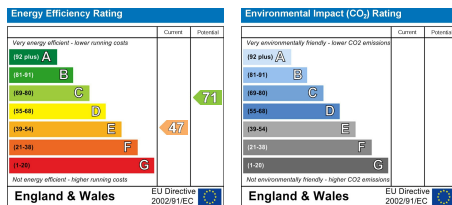
GROUND FLOOR
491 sq.ft. (45.6 sq.m.) approx.



1ST FLOOR
479 sq.ft. (44.5 sq.m.) approx.



TOTAL FLOOR AREA : 1123 sq.ft. (104.4 sq.m.) approx.
Measurements are approximate. Not to scale. Illustrative purposes only
Made with Metropix ©2025



SERVICES:

Local Authority: Romford
Council tax band: D
Post code: RM1 4BG

VIEWING:

Strictly by prior arrangement with Keith Ashton Estate Agents

OPENING HOURS:

Monday to Friday: 8.45AM - 6.30PM | Saturdays: 9AM - 5.30PM | Sundays: 10AM - 2PM

MORTGAGE INFORMATION:

We offer the additional facility of an in-house Independent Financial Adviser who will access all mortgage lenders with the purpose of providing you with the benefit of choice. For quotations or comparables please call 01277 260858 or visit our interactive website at www.mortgagebusiness.net



We the Agent have not tested any apparatus, fittings or services for this property. The plot size is intended merely as a guide and has not been officially measured or verified by the Agent. Photographs are for illustration only and may depict items which are not for sale or included in the sale of the property. As part of the service we offer we may recommend ancillary services to you which we believe may help you with your property transaction. We wish to make you aware, that should you decide to use these services we will receive a referral fee. For full and detailed information please visit 'terms and conditions' on our website www.keithashton.co.uk

Brentwood
Tel. 01277 260858

Village Office
Tel. 01277 375757

Lettings Office
Tel: 01277 202200

Explore more @ www.keithashton.co.uk