





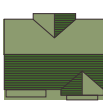

# Ghyll Manor

KENDAL

## DEVELOPMENT LAYOUT Phase Six



### HOUSE TYPES

-  BRATHAY  
3 bedroom semi detached house
-  KESWICK  
5 bedroom detached house
-  GRANGE  
5 bedroom detached house
-  GRASMERE (s)  
4 bedroom split level detached house
-  PATTERDALE (s)  
4 bedroom split level detached house
-  GLENRIDDING  
4 bedroom detached house

Whilst every care is taken to ensure accuracy of information contained in this brochure, we cannot take responsibility for any error or misdescription and we reserve the right to alter or amend designs and specifications without prior notice. The information contained herein is for guidance only and does not form part of any contract or warranty.

