

# 23 Holmsey Green Gardens - Asking Price £190,000

Beck Row Bury St. Edmunds IP28 8HH

**shires**  
residential



*"Consistently providing outstanding service to our clients"*

# Asking Price £190,000

## The Property

Two-Bedroom Semi-Detached Bungalow in a Quiet Cul-de-Sac Location – Chain Free

We are pleased to bring to the market this well-presented two-bedroom semi-detached bungalow, offered for sale with no onward chain. Positioned within a quiet cul-de-sac, the property provides comfortable and practical accommodation, ideal for a range of buyers.

The bungalow features a spacious living room, offering an inviting space for relaxation and everyday living. The accommodation further comprises two well-proportioned bedrooms, providing flexibility for sleeping arrangements or home office use.

Externally, the property benefits from a single garage and off-road parking, adding to its convenience. The peaceful cul-de-sac setting enhances the appeal, while still offering access to local amenities and transport links.

This chain-free property presents an excellent opportunity for buyers seeking single-storey living in a quiet residential location.

**Agent's Note:**  
Please be aware that images of the property may have been digitally enhanced, edited, or staged using artificial intelligence, and may not reflect the current presentation or furnishings.

## Features

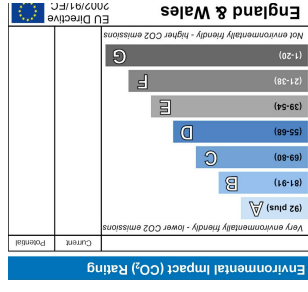
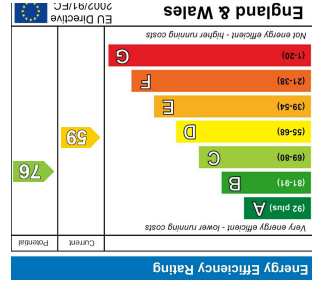
- SEMI DETACHED BUNGALOW
- TWO SPACIOUS BEDROOMS
- GARAGE AND OFF ROAD PARKING
- NO ONWARD CHAIN
- FULLY ENCLOSED GARDEN
- OIL FIRED HEATING
- CUL DE SAC LOCATION
- SPACIOUS LIVING ROOM
- CALL SHIRES TO VIEW
- CONVENIENT ACCESS TO LOCAL AMENITIES AND TRANSPORT LINKS





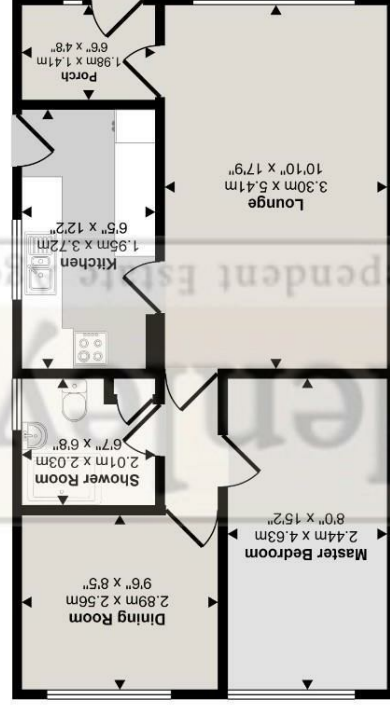
These sales particulars have been produced as a general guide only and we would draw to your attention that we have not carried out a detailed Survey of the property nor have we tested services, appliances or specific fittings. Whilst measurements and statements given within the details are provided in good faith, their accuracy should not be relied upon. If there are any points about which you may be uncertain or would like further clarification, we would suggest that you telephone this office and speak to our staff who will endeavour to assist you.





This floorplan is only for illustrative purposes and is not to scale. Measurements of rooms, doors, windows, and any items are approximate and no responsibility is taken for any error, omission or mis-statement. Icons of items such as bathroom suites are representations only and may not look like the real items. Made with Made Snappy 360.

Floorplan



Approx Gross Internal Area  
56 sq m / 598 sq ft



Shires Residential  
 4 New Street, Mildenhall, Suffolk, IP28 7EN  
 T: 01638 712132  
 E: mildenhall@shiresestateagents.co.uk  
 www.shiresresidential.com