

linkagency



Melanryl, Rawcliffe Road, Goole, DN14 8JN
£225,000



- Substantial semi-detached house
- Extensive garden with mature shrubs and shed
- Easy access into town centre facilities
- No onward chain
- No internal traffic noise
- Convenient for junction 36 of the M62
- High ceilings downstairs create much open space and light from large windows



Description

Located on Rawcliffe Road, this well-preserved semi-detached house offers a delightful blend of comfort and convenience. Built between 1930 and 1939, the property spans an impressive 1,018 square feet, providing ample space for families.

As you enter, you are welcomed by two inviting reception rooms, perfect for entertaining guests or enjoying quiet evenings at home. The lounge, adorned with a large bay window, bathes the room in natural light, creating a warm and inviting atmosphere. The front bedroom also benefits from a similar feature, enhancing the overall appeal of the home.

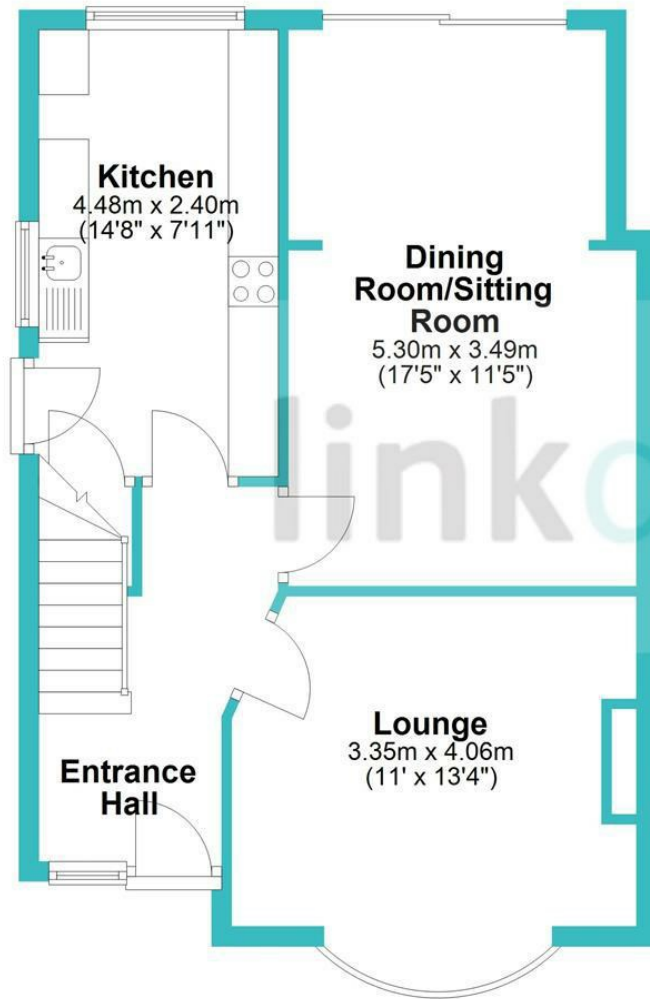
This property has three bedrooms, ensuring that there is plenty of room for family members or guests. The bathroom is modern and neutral in style.

One of the standout features of this home is the generous garden, which extends to open fields, offering a serene outdoor space for relaxation and recreation. Additionally, the property includes driveway parking for at least two cars in tandem, providing convenience for residents and visitors alike.

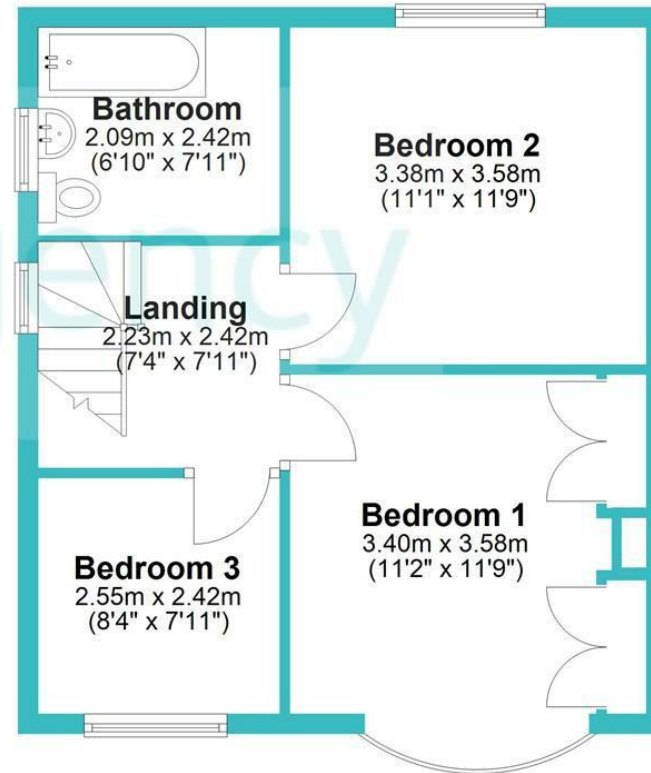
Situated on the outskirts of Goole, a progressive town with a rich history and a vibrant community, this home is ideally located for those seeking a balance of rural charm and urban amenities. With its attractive features and prime location.



Ground Floor



First Floor




Total area: approx. 94.6 sq. metres (1018.2 sq. feet)


Council Tax Band: B

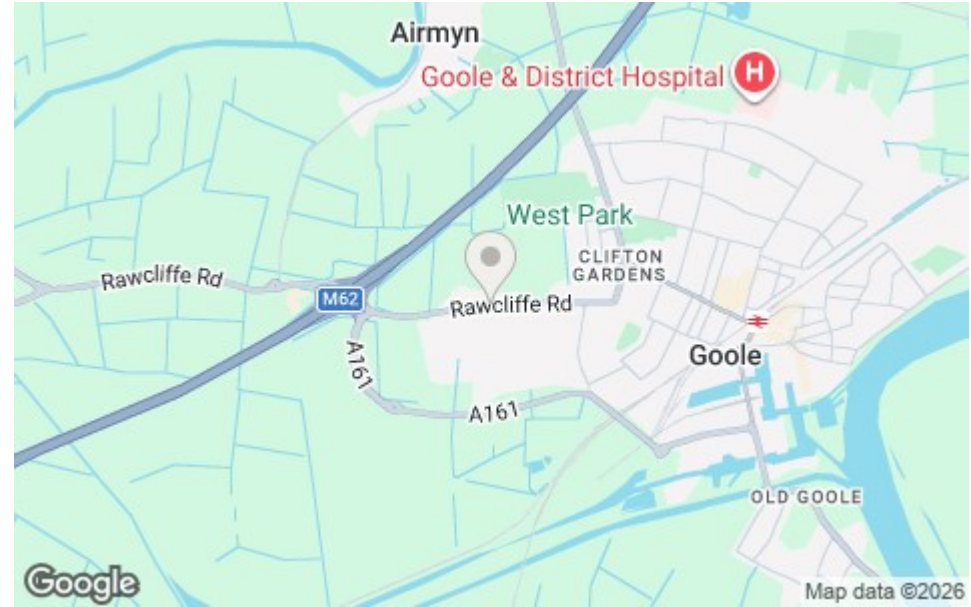
Tenure: Freehold

Energy Efficiency Rating

	Current	Potential
Very energy efficient - lower running costs		
(92 plus) A		
(81-91) B		
(69-80) C		
(55-68) D		
(39-54) E		
(21-38) F		
(1-20) G		
Not energy efficient - higher running costs		
England & Wales	EU Directive 2002/91/EC	

Environmental Impact (CO₂) Rating

	Current	Potential
Very environmentally friendly - lower CO ₂ emissions		
(92 plus) A		
(81-91) B		
(69-80) C		
(55-68) D		
(39-54) E		
(21-38) F		
(1-20) G		
Not environmentally friendly - higher CO ₂ emissions		
England & Wales	EU Directive 2002/91/EC	



Viewing

Please contact our office on 01405 768401 to arrange an appointment.

or email: enquiries@linkagency.co.uk

Link Agency, 93 Pasture Road, Goole, East Yorkshire, DN14 6BP, 01405 768401

The Particulars are set out as a general outline only for the guidance of intended purchasers, and do not constitute any part of a contract. Nothing in these particulars shall be deemed to be a statement that the property is in good structural condition or otherwise nor that any of the services, appliances, equipment or facilities are in good working order. Purchasers should satisfy themselves of this prior to purchasing.