

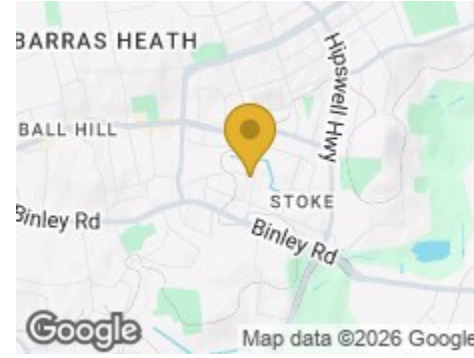
Road Map



Hybrid Map



Terrain Map

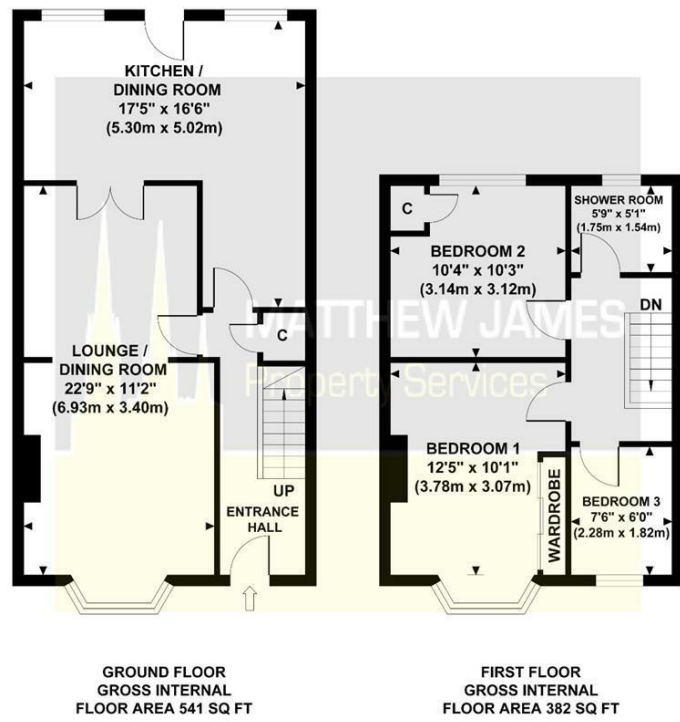


MATTHEW JAMES
Property Services

Floor Plan

10 WYVER CRESCENT

Approximate Gross Internal Area 923 sq ft / 85.74 sq m



Although every attempt has been made to ensure accuracy, all measurements are approximate and no responsibility is taken for any error, omission, or mid-statement. This floor plan is for illustrative purposes only and not to scale. Measured in accordance to RICS standards.



104 Wyver Crescent

Copeswood, Coventry CV2 5LT

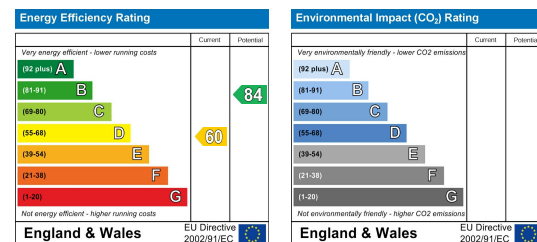
Offers Over £265,000



Viewing

Please contact us on 02477 170170 if you wish to arrange a viewing appointment for this property or require further information.

Energy Efficiency Graph



These particulars, whilst believed to be accurate are set out as a general outline only for guidance and do not constitute any part of an offer or contract. Intending purchasers should not rely on them as statements of representation of fact, but must satisfy themselves by inspection or otherwise as to their accuracy. No person in this firm's employment has the authority to make or give any representation or warranty in respect of the property.



CONTACT INFORMATION

24a Warwick Row, Coventry CV1 1EY

02477 170170

info@matthewjames.uk.com

www.matthewjames.uk.com

Facebook

Twitter

104 Wyver Crescent

Copeswood, Coventry CV2 5LT

Offers Over £265,000



Approach/ Driveway

Entrance Hallway

Lounge/ Dining

22'9 x 11'2

Kitchen/ Dining

17'5 x 16'6

Upstairs Landing

Bedroom One

12'5 x 10'1

Bedroom Two

10'4 x 10'3

Bedroom Three

7'6 x 6'0

Shower Room

5'9 x 5'1

Rear Garden

Garage

