



**15 Lacey Street,, Keyworth, Nottinghamshire,
NG12 5RJ**

£379,950

Tel: 01949 836678

**RICHARD
WATKINSON
PARTNERS**

Surveyors, Estate Agents, Valuers, Auctioneers

- Detached "Over 55's" Contemporary Bungalow
- 2 Double Bedrooms
- Spacious Sitting/Dining Room
- Delightful Corner Plot
- Ample Parking & Garage
- Completed By Miller Homes In 2023
- Ensuite & Main Bathroom
- Well Appointed Breakfast Kitchen
- Small Cul-De-Sac Location
- No Upward Chain

A fantastic opportunity to purchase a modern detached contemporary bungalow designed for those aged over 55, located on this now established development, tucked away at the end of a small cul-de-sac location affording a pleasant aspect across to an adjacent green and located within easy reach of the heart of the village and its wealth of amenities.

Originally completed by Miller Homes in 2023 to a well thought out design, providing in the region of 925 sq.ft. of internal accommodation the property is tastefully presented throughout with contemporary fixtures and fittings, UPVC double glazing, gas central heating and neutral decoration.

The accommodation comprises a spacious initial entrance hall with an excellent level of storage having two integrated cupboards and access to the loft space above and a well proportioned main reception which benefits from a dual aspect and is large enough to accommodate both a living a dining area and leads out into the rear garden. In addition there is a well appointed breakfast kitchen fitted with a generous range of units and integrated appliances with a pleasant aspect across to an opposing green. There are two double bedrooms, the master of which benefits from fitted wardrobes as well as ensuite facilities, and a separate main bathroom.

As well as the internal accommodation the property occupies a delightful corner plot tucked away off a small close shared with only three other dwellings, offering a good level of off road parking with a detached brick built garage and enclosed garden at the rear.

The property benefits from being offered to the market with no upward chain and would be perfect for those downsizing from larger dwellings looking for a well thought out single storey home within ease of access to local amenities and services.

KEYWORD

The South Nottinghamshire village of Keyworth lies close to the A606 with links to the A46, A52 and M1. Amenities in the village include primary and secondary schools, health centre and dentist surgeries, leisure centre with swimming pool, various shops and public houses.

AN OPEN FRONTED STORM PORCH PROVIDES A USEFUL SPACE, SHELTERED FROM THE WEATHER AND, IN TURN, LEADS TO THE MAIN COMPOSITE ENTRANCE DOOR AND, IN TURN, THE:

MAIN ENTRANCE HALL

16'7" x 6'8" max (5.05m x 2.03m max)

A relatively well proportioned entrance hall having a good level of storage with two built in cupboards, access to loft space above and, in turn, further doors leading to:

BREAKFAST KITCHEN

12'7" x 11'4" (3.84m x 3.45m)

A well proportioned space having aspect to the front with pleasant views across to an adjacent green area giving an attractive outlook and a feeling of space. The kitchen is fitted with a generous range of contemporary wall, base and drawer units including a near full height larder unit providing an excellent level of storage with brush metal fittings and under unit lighting. An L shaped preparation surface provides a good working area with inset sink and drain unit with chrome swan neck mixer tap, integrated appliances including AEG four ring gas hob with single fan assisted oven beneath, glass splash back and Zanussi chimney hood over, Zanussi dishwasher, AEG washing machine, fridge and freezer. The room is large enough to accommodate a breakfast or small dining table. A wall mounted gas central heating boiler is concealed behind a kitchen cupboard and a there is a double glazed window to the front.

SITTING/DINING ROOM

18'11" x 14'11" (5.77m x 4.55m)

A well proportioned light and airy reception benefitting from a dual aspect with double glazed window to the side and French doors leading out into the rear garden. The room is large enough to accommodate both a living and dining space and provides a versatile, well proportioned room perfect for everyday living.

BEDROOM 1

13'2" (including wardrobes) x 11'3" (4.01m (including wardrobes) x 3.43m)

A well proportioned double bedroom benefitting from ensuite facilities, having built in wardrobes with mirrored door fronts, double glazed window overlooking the rear garden and a further door leading through into:

ENSUITE SHOWER ROOM

10'8" x 4'7" (3.25m x 1.40m)

A generous space fitted with a contemporary suite comprising double width shower enclosure with sliding glass screen and wall mounted shower mixer with both independent handset and rainwater rose over, close coupled WC and pedestal washbasin with chrome mixer tap, contemporary towel radiator and double glazed window to the rear.

BEDROOM 2

12' x 9'11" (3.66m x 3.02m)

A further double bedroom having an aspect to the front with a double glazed window.

BATHROOM

7'8" x 5'7" (2.34m x 1.70m)

Having a contemporary three piece suite comprising double ended panelled bath with wall mounted mixer tap, close coupled WC and half pedestal washbasin with chrome mixer tap and tiled splash backs, wall mounted shaver point, contemporary towel radiator and double glazed window.

EXTERIOR

The property occupies a pleasant plot tucked away in the corner of a small cul-de-sac setting affording a pleasant aspect across to an adjacent green overlooking established trees and hedging. The property is set back behind an established frontage which is partly lawned but with inset shrubs and pathway leading to the front door. To the side and front of the property is a tarmacadam driveway providing off road car standing for several vehicles and, in turn, leads to a detached brick built garage at the rear, having electric up and over door, power and light and courtesy door to the rear. A timber courtesy gate gives access into the rear garden which has been re-landscaped and presented as a blank canvas, with bark chippings covering a membrane beneath, with a paved seating area and including a concrete base making ideal preparation for a shed or additional seating area. The garden is enclosed by a brick wall and feather edged board fencing.

COUNCIL TAX BAND

Rushcliffe Borough Council - Band D

TENURE

Freehold

ADDITIONAL NOTES

Property is understood to be on mains gas, drainage, electric and water (information taken from Energy performance certificate and/or vendor).

The property is restricted to those aged over 55 years of age.

There is an estate management charge for communal areas of the development which we understand is currently £168.18per annum or £14.02 per month.

ADDITIONAL INFORMATION

Please see the links below to check for additional information regarding environmental criteria (i.e. flood assessment), school Ofsted ratings, planning applications and services such as broadband and phone signal. Note Richard Watkinson & Partners has no affiliation to any of the below agencies and cannot be responsible for any incorrect information provided by the individual sources.

Flood assessment of an area: _

<https://check-long-term-flood-risk.service.gov.uk/risk#>

Broadband & Mobile coverage:-

<https://checker.ofcom.org.uk/en-gb/broadband-coverage>

Radon Gas:-

<https://www.ukradon.org/information/ukmaps>

School Ofsted reports:-

<https://reports.ofsted.gov.uk/>


Planning applications:-

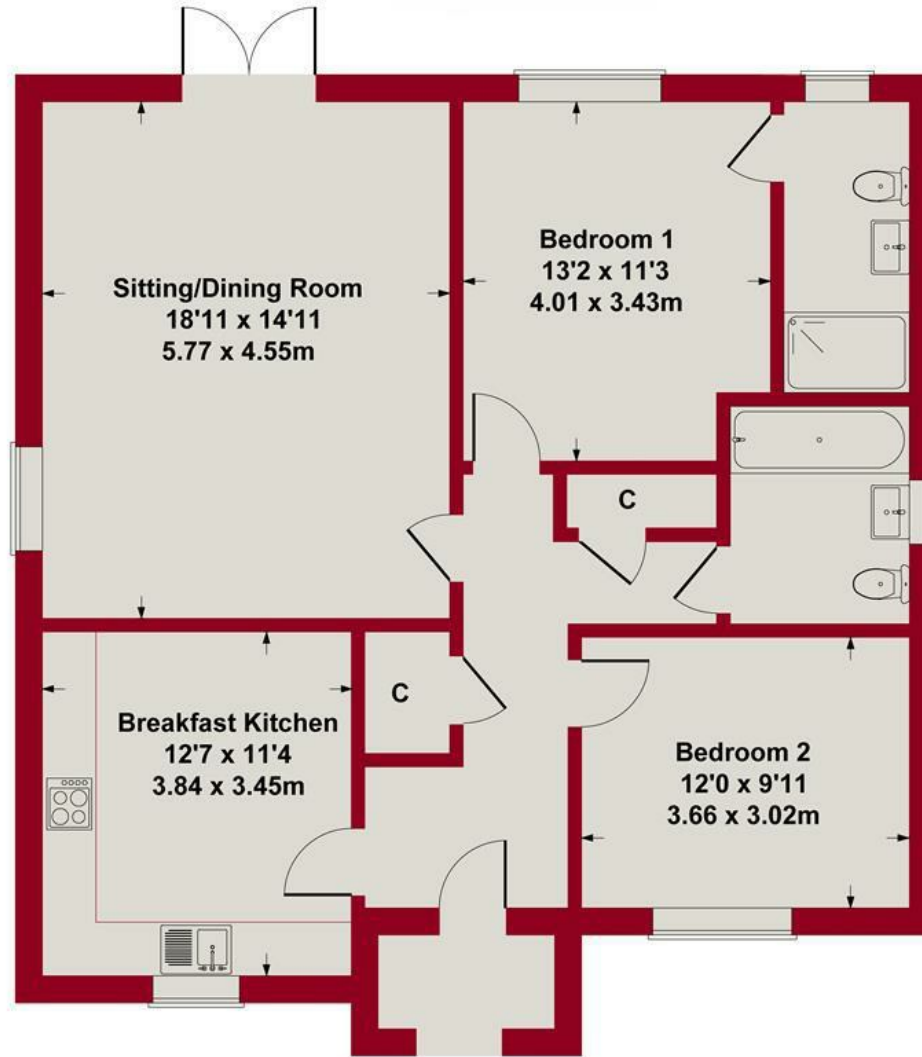
<https://www.gov.uk/search-register-planning-decisions>









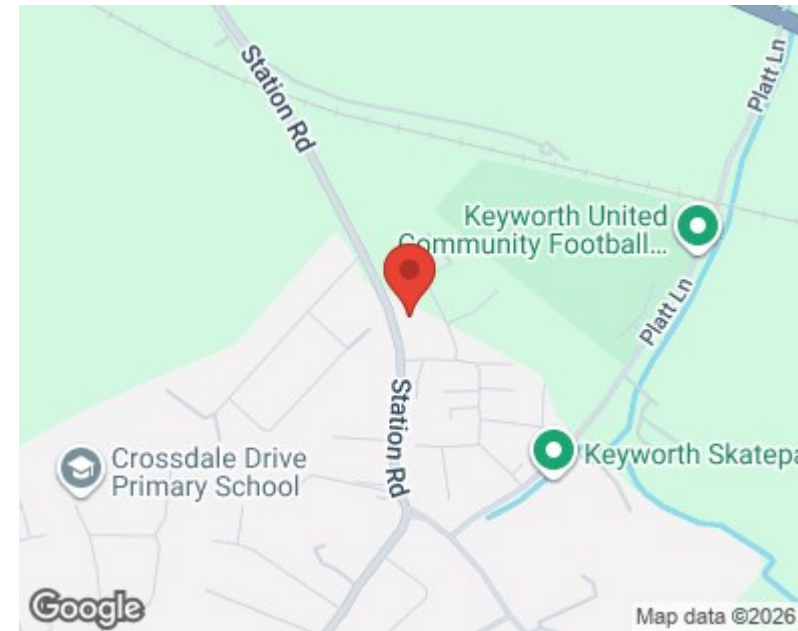
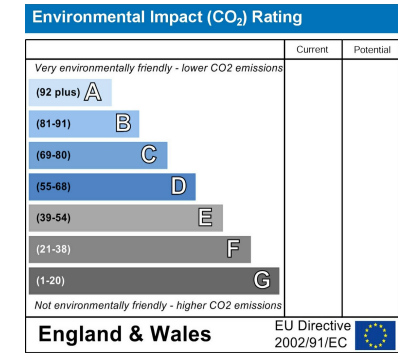
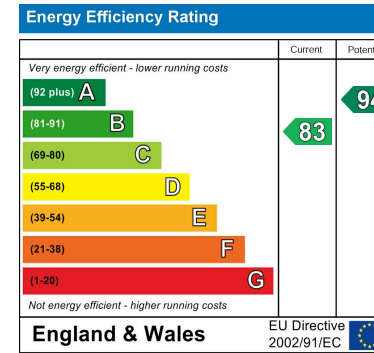


SKETCH PLAN FOR ILLUSTRATIVE PURPOSES ONLY

All measurements walls, doors, windows, fittings and appliances, their sizes and locations, are approximate only. They cannot be regarded as being a representation by the seller, nor their agent.

Produced by Potterplans Ltd. 2025





These particulars, whilst believed to be accurate are set out as a general outline only for guidance and do not constitute any part of an offer or contract. Intending purchasers should not rely on them as statements of representation of fact, but must satisfy themselves by inspection or otherwise as to their accuracy. No person in this firm's employment has the authority to make or give any representation or warranty in respect of the property. Any fixtures and fittings not mentioned in these details are excluded from the sale price. No services or appliances which may have been included in these details have been tested by the selling agent and therefore cannot be guaranteed to be in good working order.

As part of the service we offer we may recommend ancillary services to you such as mortgage advice, solicitors and surveyors which we believe will help with your property transaction. We wish to make you aware that should you decide to proceed we may receive a referral fee or equivalent. This could be a fee, commission, payment or other reward. We will not refer your details unless you have provided consent for us to do so. You are not under any obligation to provide us with your consent or to use any of these services. You are also free to choose an alternative provider.

Thinking of selling? For a FREE no obligation quotation call 01949 836678



Richard Watkinson & Partners is the trading name of Richard Watkinson Ltd.
Registered in England. Ltd Registration number: 07140024

10 Market Street,
Bingham NG13 8AB
Tel: 01949 836678
Email: bingham@richardwatkinson.co.uk



Surveyors, Estate Agents, Valuers, Auctioneers