



196a Crewe Road

ST7 2JF

Offers Over £770,000



4



2



3



D



STEPHENSON BROWNE

EXECUTIVE FAMILY HOME - CLOSE TO ALSAGER CENTRE & SCHOOLING - A fine example of a four bedroom detached family residence set back from the road, enjoying an enviable size plot and conveniently positioned close to Alsager Town Centre and its many amenities. The property has been lovingly cared for by the current owners, having been constructed by themselves in 1992 and coming to the market for the first time!

In brief the property comprises: Entrance hall, downstairs WC having storage cupboard, dual aspect lounge, dining room leading into a conservatory, kitchen diner having a range of fitted appliances and a utility room. To the first floor, the principal suite has its own en-suite shower room and fitted wardrobes, a further three double bedrooms all of which having fitted wardrobes, and a four piece family bathroom suite.

Externally the property benefits from a detached double garage, generous landscaped gardens to the front and rear and spacious patio areas perfect for outside dining and entertaining.

Internal inspection will reveal well planned accommodation of deceptive proportions throughout in EXCELLENT decorative order. Early viewing is highly recommended to fully appreciate the properties appealing location, true size and standard of finish.



Entrance Hall

Wood panelled entrance door having glazed frosted insets. Double glazed window to the side elevation. Two single panel radiators. Stairs to the first floor. Doors to all rooms.

Downstairs WC

5'1" x 5'1"

Two piece suite comprising a low level WC with push button flush and a pedestal wash hand basin. Storage cupboard. Double glazed frosted window to the side elevation.

Lounge

20'2" x 12'6"

Double glazed bay window to the front elevation and double glazed window to the rear elevation. Adam's style fireplace housing living flame gas fire. Two double panel radiators. Two TV aerial points. Telephone point.

Dining Room

11'4" x 10'4"

Single panel radiator. Double glazed French doors into:-

Conservatory

9'6" x 12'6"

Double glazed windows all round. Double glazed door opening to the rear garden. Electric wall mounted radiator.

Kitchen Diner

19'10" x 10'10"

Range of wall, base and drawer units with granite work surfaces over incorporating a stainless steel single drainer sink unit with drainer and mixer tap. Integrated undercounter fridge and freezer. Integrated dishwasher. Integrated double oven with five ring gas hob having extractor canopy over. Double panel radiator. Double glazed windows to the rear and side elevations.

Utility Room

7'2" x 6'11"

Wall, base and drawer units with work surfaces over incorporating a Belfast sink with mixer tap. Wall mounted gas central heating boiler. Space and plumbing for a washing machine and space for a dryer. Double glazed frosted window to the side elevation. Wood panelled door having double glazed frosted insets opening to the rear garden.

First Floor Landing

Doors to all rooms. Storage cupboard housing the hot water cylinder. Single panel radiator. Double glazed window to the front elevation.



Principal Bedroom

11'3" x 12'7"

Double glazed window to the rear elevation. Range of fitted bedroom furniture including dressing table with drawers and fitted wardrobes with hanging rails and shelving. Single panel radiator. Door into:-

En-Suite

6'5" x 5'10"

Three piece suite comprising a low level WC with push button flush, vanity wash hand basin with mixer tap and storage cupboard below. Double glazed window to the front elevation. Single panel radiator. Tiled walls. Inset spotlighting. Shaved point. Light-up mirror.

Bedroom Two

10'6" x 11'6"

Single panel radiator. Double glazed window to the rear elevation. Range of fitted bedroom furniture comprising dressing table with drawers and wardrobes with hanging rail and shelving.

Bedroom Three

9'6" x 10'11"

Single panel radiator. Double glazed window to the rear elevation. Range of fitted bedroom furniture comprising dressing table with drawers and wardrobes with hanging rail and shelving.

Bedroom Four

14'2" x 7'0"

Single panel radiator. Double glazed window to the front elevation. Fitted wardrobes with hanging rail and shelving. TV aerial and telephone points.


Family Bathroom

9'11" x 6'7"

Four piece suite comprising a low level WC with push button flush, pedestal wash hand basin with mixer tap, bath with mixer tap having rinser attachment and a bidet. Double glazed frosted window to the side elevation. Heated towel rail. Inset spotlighting. Half tiled walls.

Externally

The property is set back from the road behind mature hedged boundaries to all sides, being mainly laid to lawn with well stocked borders housing a variety of trees, shrubs and plants. A long sweeping tarmac driveway provides ample off road parking for numerous vehicles. Outside lights. Paved pathway to either side of the property with access gates to the rear garden. Paved patio area providing ample space for garden furniture. Mainly laid to lawn with stocked borders housing a variety of trees, shrubs and plants. Fenced boundaries.



Double Garage

18'6" x 17'0"

Two up and over doors to the front. Wood panelled courtesy door to the rear. Double glazed frosted window to the side elevation. Power and lighting.

NB: Tenure

We have been advised that the property tenure is FREEHOLD, we would advise any potential purchasers to confirm this with a conveyancer prior to exchange of contracts.

Council Tax Band

The council tax band for this property is F.

Alsager AML Disclosure

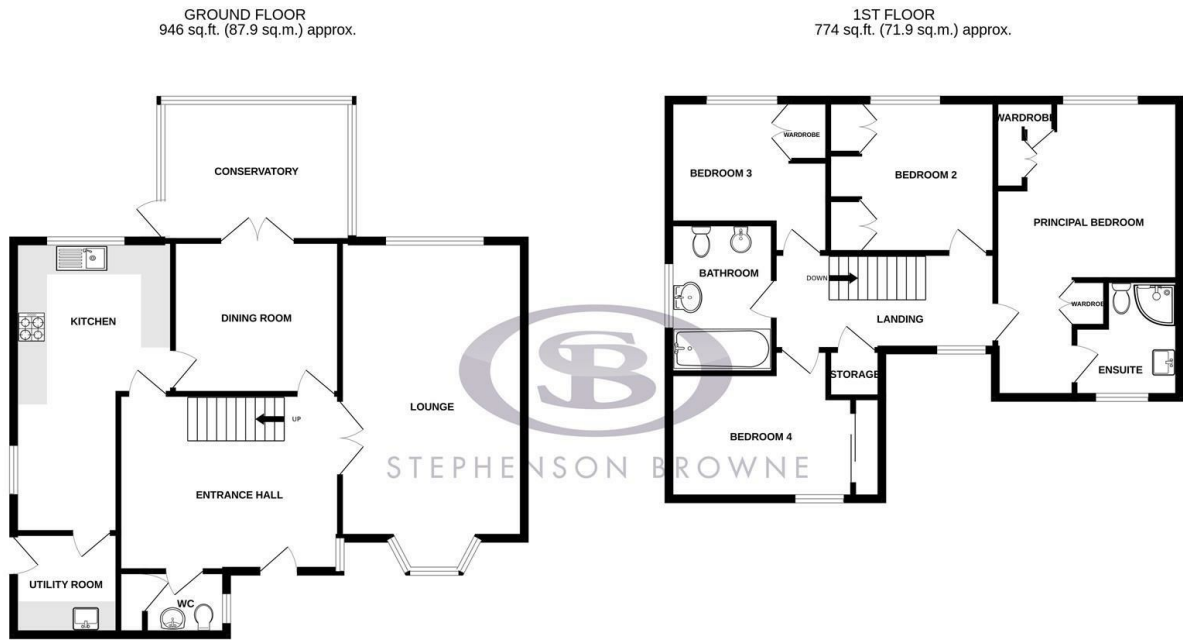
Agents are required by law to conduct Anti-Money Laundering checks on all those buying a property. Stephenson Browne charge £49.99 plus VAT for an AML check per purchase transaction. This is a non-refundable fee. The charges cover the cost of obtaining relevant data, any manual checks that are required, and ongoing monitoring. This fee is payable in advance prior to the issuing of a memorandum of sale on the property you are seeking to buy.

NB: Copyright

The copyright of all details, photographs and floorplans remain the possession of Stephenson Browne.



Floor Plan

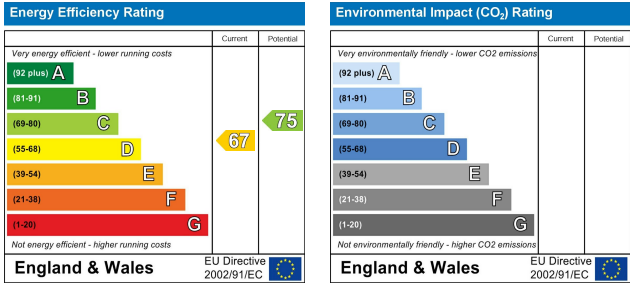
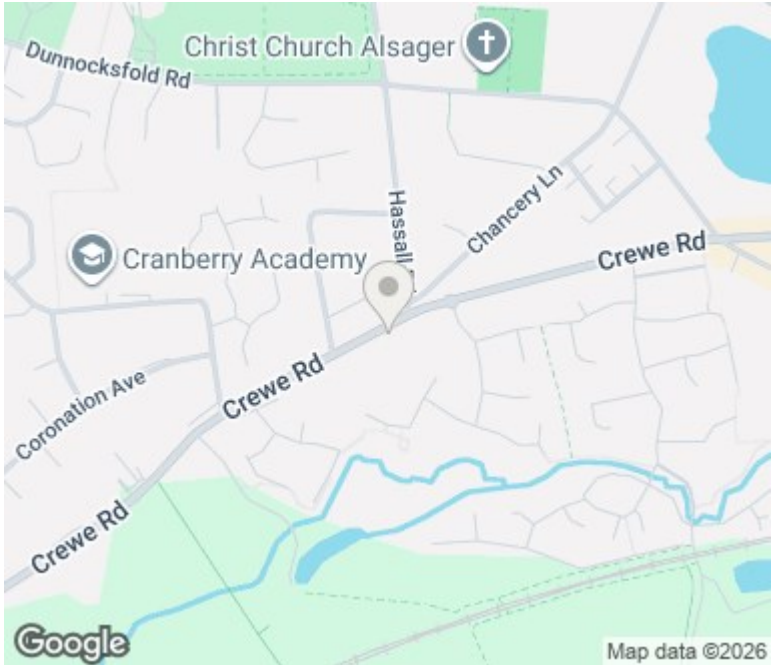


TOTAL FLOOR AREA : 1721 sq.ft. (159.8 sq.m.) approx.

Whilst every attempt has been made to ensure the accuracy of the floorplan contained here, measurements of doors, windows, rooms and any other items are approximate and no responsibility is taken for any error, omission or mis-statement. This plan is for illustrative purposes only and should be used as such by any prospective purchaser. The services, systems and appliances shown have not been tested and no guarantee as to their operability or efficiency can be given.

Made with Metropix 5/2025

Area Map



Viewing

Please contact our Alsager Office on 01270 883130 if you wish to arrange a viewing appointment for this property or require further information.

NOTICE: Stephenson Browne for themselves and for the vendors or lessors of this property whose agents they are give note that: (1) the particulars are set out as a general guideline only for the guidance of intending purchasers or lessees. and do not constitute, nor constitute part of, an offer or contract; (2) all descriptions, dimensions, references to condition and necessary permissions for use and occupation, and other details are given in good faith and are believed to be correct but any intending purchasers or tenants should not rely on them as statements or representations of fact but must satisfy themselves by inspection or otherwise as to be the correctness of each theme; (3) no person in the employment of Stephenson Browne has any authority to make representation or warranty in relation to this property; (4) fixtures and fittings are subject to a formal list supplied by the vendors solicitor. Referring to: Move with Us Ltd Average fee: £123.64

13 Crewe Road, Alsager, Stoke On Trent, ST7 2EW
T: 01270 883130 E: alsager@stephensonbrowne.co.uk W: www.stephensonbrowne.co.uk