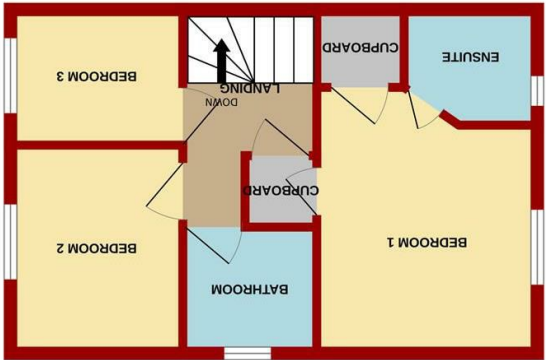
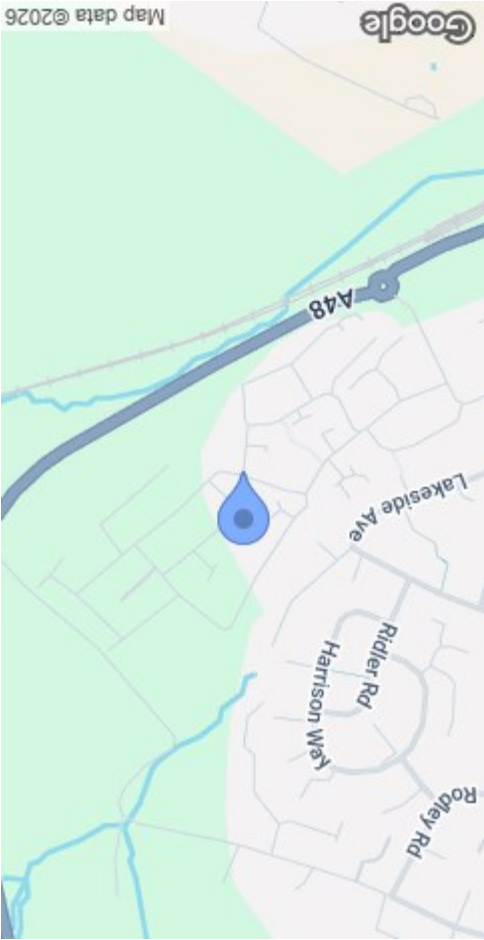


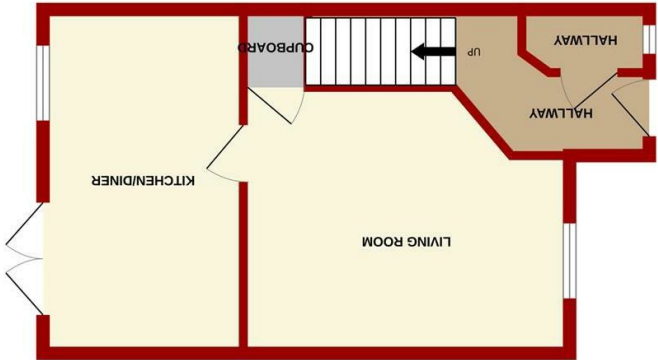
MISREPRESENTATION DISCLAIMER
All reasonable steps have been taken with the preparation of these particulars but complete accuracy cannot be guaranteed. If there is any point which is of particular importance to you, please obtain professional confirmation. Alternatively, where possible we will be pleased to check the information for you. These particulars do not constitute a contract or part of a contract. All measurements quoted are approximate. The fixtures, fittings and appliances have not been tested and therefore no guarantee can be given that they are in working order. Any drawings, sketches or plans are provided for illustrative purposes only and are not to scale. All photographs are reproduced for general information and it cannot be inferred that any items shown are included in the sale.

Energy Efficiency Rating	
Current	Future
Very energy efficient - low running costs	
96	
A	
Very energy efficient - low running costs	
83	
B	
Good energy efficiency - low running costs	
C	
Good energy efficiency - low running costs	
D	
Fair energy efficiency - low running costs	
E	
Fair energy efficiency - low running costs	
F	
Fair energy efficiency - low running costs	
G	
Low energy efficiency - high running costs	
H	
Low energy efficiency - high running costs	
I	
Low energy efficiency - high running costs	
J	
Low energy efficiency - high running costs	
K	
Low energy efficiency - high running costs	

Environmental Impact (CO ₂) Rating	
Current	Future
Very low environmental impact - lower CO ₂ emissions	
A	
Very low environmental impact - lower CO ₂ emissions	
B	
Low environmental impact - lower CO ₂ emissions	
C	
Low environmental impact - lower CO ₂ emissions	
D	
Medium environmental impact - lower CO ₂ emissions	
E	
Medium environmental impact - lower CO ₂ emissions	
F	
Medium environmental impact - lower CO ₂ emissions	
G	
High environmental impact - higher CO ₂ emissions	
H	
High environmental impact - higher CO ₂ emissions	
I	
High environmental impact - higher CO ₂ emissions	
J	
High environmental impact - higher CO ₂ emissions	
K	
High environmental impact - higher CO ₂ emissions	



1ST FLOOR



GROUND FLOOR

Measurements are approximate. Not to scale. Illustrative purposes only.
Made with Metropix ©2025



8 Heron Grove
Lydney GL15 5GX

£239,995

Built in 2021 and benefiting from 6 YEARS REMAINING ON THE NHBC WARRANTY, this beautifully presented THREE BEDROOM HOME is located just a short distance from LYDNEY TOWN CENTRE. A wealth of LOCAL AMENITIES are close by, including FORESTRY WALKS, SUPERMARKETS, DOCTORS AND DENTAL SURGERIES, INDEPENDENT SHOPS & CAFÉS, and LYDNEY TRAIN STATION—making this an ideal location for both CONVENIENCE and LIFESTYLE.

The property offers a SPACIOUS LAYOUT including a bright LOUNGE, generous KITCHEN/DINER with FRENCH DOORS leading to the rear garden, GROUND FLOOR CLOAKROOM, THREE BEDROOMS (with the MASTER BEDROOM enjoying its own EN-SUITE) and a FAMILY BATHROOM. Outside, the home features OFF-ROAD PARKING FOR TWO VEHICLES and a LANDSCAPED REAR GARDEN with LAWN & PATIO, perfect for OUTDOOR FURNITURE and ENTERTAINING.

Lydney sits between the Forest of Dean and the River Severn, offering a superb blend of rural surroundings and practical accessibility. The town benefits from a wide range of amenities including supermarkets, shops, a health centre, sports facilities, and several primary schools along with The Dean Academy secondary school.

Commuters have convenient access to the A48 connecting to Gloucester, Chepstow, the Severn Crossings, and wider motorway networks.



ENTRANCE HALLWAY

15'8 x 8'10 (4.78m x 2.69m)

A welcoming hallway with doors to the Lounge and Cloakroom and stairs leading to the first floor.

LOUNGE

14'04 x 12'01 (4.37m x 3.68m)

A bright, airy reception space with a window to the front aspect, radiator, power points and understairs storage. Door to Kitchen/Diner.

KITCHEN/DINER

15'8 x 8'10 (4.78m x 2.69m)

Fitted with a range of wall, base and drawer units, four-ring gas hob and oven with extractor, stainless steel sink and drainer, and space/plumbing for washing machine and dishwasher. Window to the rear and French doors opening onto the garden.

CLOAKROOM

5'04 x 2'11 (1.63m x 0.89m)

Comprising W.C, wash hand basin with tiled splashbacks, radiator and window to the front.

FIRST FLOOR LANDING

Airing cupboard and doors to all rooms.

BEDROOM ONE

12'02 x 9'05 (3.71m x 2.87m)

Front aspect with full-length windows, radiator, power points and a storage cupboard. Door to en-suite.

EN-SUITE

6'0 x 5'02 (1.83m x 1.57m)

Shower cubicle, wash hand basin, W.C, radiator and extractor fan.

BEDROOM TWO

9'00 x 7'06 (2.74m x 2.29m)

Rear aspect window, radiator and power points.

BEDROOM THREE

7'06 x 6'01 (2.29m x 1.85m)

Rear aspect window, radiator and power points.

BATHROOM

6'00 x 5'07 (1.83m x 1.70m)

Bath with tiled splashbacks, wash hand basin, W.C, radiator and window to the side aspect.

OUTSIDE

A landscaped, private and enclosed rear garden offering lawn and patio areas, an ideal space for seating and enjoying the sunshine. Outdoor tap and power socket.

To the front, the property provides off-road parking for two vehicles.

SERVICES

Mains water, electricity, gas and drainage.

MOBILE PHONE COVERAGE/BROADBAND AVAILABILITY

It is down to each individual purchaser to make their own enquiries. However, we have provided a useful link via Rightmove and Zoopla to assist you with the latest information. In Rightmove, this information can be found under the brochures section, see "Property and Area Information" link. In Zoopla, this information can be found via the Additional Links section, see "Property and Area Information" link.

WATER RATES

Severn Trent - to be confirmed.

LOCAL AUTHORITY

Council Tax Band: C
Forest of Dean District Council, Council Offices, High Street, Coleford, Glos. GL16 8HG.

TENURE

Freehold

VIEWINGS

Strictly through the Owners Selling Agent, Steve Gooch, who will be delighted to escort interested applicants to view if required. Office Opening Hours 8.30am - 7.00pm Monday to Friday, 9.00am - 5.30pm Saturday.

DIRECTIONS

From the A48, head onto Lydney Park Boulevard and take the first right into Par Four Lane; continue through the estate, staying on Par Four Lane and take the next left into Heron Grove, where the property can be found on the right hand side.

PROPERTY SURVEYS

Qualified Chartered Surveyors (with over 20 years experience) available to undertake surveys (to include Mortgage Surveys/RICS Housebuyers Reports/Full Structural Surveys)

AWAITING VENDOR APPROVAL

These details are yet to be approved by the vendor. Please contact the office for verified details.

