

Susan Payne
PROPERTY

PROUDLY PRESENT FOR SALE

7, Verwood Drive

Ryde, PO33 3SJ



Situated in a peaceful residential location, this superb four-bedroom chalet bungalow offers naturally light interiors, a low-maintenance rear garden, and ample driveway parking.

- Modern semi-detached chalet bungalow
- Beautifully bright and plenty of natural light
- Driveway parking and a garage/workshop
- Close to good schools and a convenience store
- Low-maintenance rear garden and lovely frontage
- Flexible accommodation with four bedrooms
- Fresh, neutral décor throughout
- Sought-after, quiet residential location
- Convenient for mainland and island travel links
- Updated and well-maintained over the years

For more information and to arrange a viewing, please contact Susan Payne Property on **01983 566244**.

Preview our newest listings first!
Search on Facebook for:
Susan Payne Property
Home Hunters

rightmove

Zoopla

OnTheMarket.com

PrimeLocation

The Property Ombudsman

You can also email us at sales@susanpayneproperty.co.uk, visit our website at susanpayneproperty.co.uk or visit us at East Quay, Wootton Bridge, Isle of Wight PO33 4LA. You can also follow us on Facebook, Twitter and Instagram.



Lovingly maintained and updated over the 22 years of ownership, this fabulous chalet bungalow offers spacious and naturally light accommodation throughout, with flexible accommodation comprising an entrance hall leading to the kitchen-breakfast room, living room, ground floor shower room, bedroom one and bedroom four/study, and the conservatory. The stairwell from the entrance hall leads up to the first-floor landing, which provides access to two bedrooms and the Jack-and-Jill bathroom. The garden is low-maintenance and enjoys sunshine through most of the day, plus it provides access to the workshop and the garage. The front of the property offers a large driveway for multiple vehicles, plus the property benefits from owned solar panels.

Situated in a highly sought-after area of Binstead, Verwood Drive offers the best of both worlds with a network of rural footpaths, a local beach, and plenty of village conveniences within easy reach. The village of Binstead provides a general store with a Post Office, a family-friendly gastropub, a thriving community centre, two recreational fields and a primary school. Located just a couple of miles from the centre of Ryde, this fabulous home is ideally situated for mainland ferry links and the Southern Vectis route number 9 connecting to Ryde and Newport which serves nearby Newnham Road every ten minutes in the daytime. Therefore, it has good connectivity to the many facilities and amenities offered in each town which include wonderful eateries, independent shops, beautiful sandy beaches, Island-wide travel links, cinemas and community theatres.

Welcome to 7 Verwood Drive

Enjoying a setback position from the road with a driveway to the front, the attractive semi-detached bungalow offers a grassed front garden and the driveway to the side leads to the front door.

Entrance Hall

Spacious and filled with natural light, this lovely entrance hall offers ample space for coats, shoes and muddy boots from lovely walks in the nearby countryside. The entrance hall provides access to most of the ground-floor accommodation and also to the stairwell leading to the first floor.

Living Room

Flooded with natural light from the large window and sliding door to the front aspect, this spacious room is currently utilised as a living room but has potential to be used as a lounge-diner, if desired. The room boasts a large multifuel burner at the focal point of the room and creates a wonderful cosy atmosphere within the space, particularly during the cooler, winter months.

Kitchen

Benefitting from dual aspect windows to the front and side, this modern kitchen is fitted with base, wall, and tall kitchen cabinets offering plenty of storage as well as integrated appliances including a washing machine, fridge freezer, and a double electric oven at a convenient mid-level height. The wood effect worktops also offer integrated appliances, including an electric hob with an extractor fan over, and a sink and drainer. The walls are finished with neutral subway-style tiles, and the space is warmed by a plinth heater.

Ground Floor Shower Room

Neutrally finished and benefitting from an obscure glazed window to the side aspect, this ground-floor shower room comprises a large walk-in shower and a unit incorporating a WC and hand basin, including storage. The space is warmed by a chrome heated towel rail and underfloor heating, and there is an extractor fan.

Bedroom One

Located on the ground floor, this wonderful double bedroom offers a window to the rear aspect, into the conservatory, and also benefits from built-in wardrobes.

Bedroom Four/Study

Benefitting from dual aspect windows to the rear and side, this versatile room offers flexible accommodation with potential to be utilised as a bedroom, office, craft room, or more.



Conservatory

Occupying the rear of the property, this fantastic space is currently utilised as a dining room with garden furniture to one side, French doors lead out to the garden, and the space is warmed by underfloor heating.

First Floor Landing

The carpeted stairwell leads up to the first-floor landing, which is currently utilised as an office space, and also provides access to two double bedrooms with a Jack and Jill bathroom. The space is naturally lit by a Velux window.

Bedroom Two

With a window to the side and a Velux window, this lovely double bedroom offers ample space for bedroom furniture, with added storage space.

Jack-and-Jill Shower Room

Fitted with a modern suite comprising a large walk-in shower, a unit incorporating a WC and a hand basin, plus a large chrome heated towel rail, a downflow heater, and an electric heater to keep the room cosy. Two large windows to the rear aspect offer fabulous views towards The Solent, with glimpses of the sea and The Spinnaker Tower.

Bedroom Three

Also offering two large windows to the rear aspect, this double bedroom benefits from a wardrobe as well as space for bedroom furniture.

Garden

Fully enclosed, this garden benefits from a low-maintenance finish, with most of the garden being gravelled. The space benefits from a paved patio area and a large, decked area, which is ideal for a hot tub and offers access into the garage/workshop and a gated access to the driveway.

Garage/Workshop

The garage has been extended to create a workshop to the rear with access into the garage through an opening. Fitted with power and lighting, the workshop space is fitted with a workbench and cabinets offering storage and benefits from a window and a partially glazed door to the side. The main garage is ideal for storage space and is enclosed by an up-and-over door.

Parking

Situated at the front and side of the property, the driveway extends down one side of the house, providing tandem-style parking for a further three vehicles, and a block-paved section provides additional parking for a vehicle.

7 Verwood Drive presents a fantastic opportunity to acquire a spacious three to four-bedroom family home with a lovely garden and plenty of driveway parking. A viewing is highly recommended by the sole agent, Susan Payne Property.

Additional Details

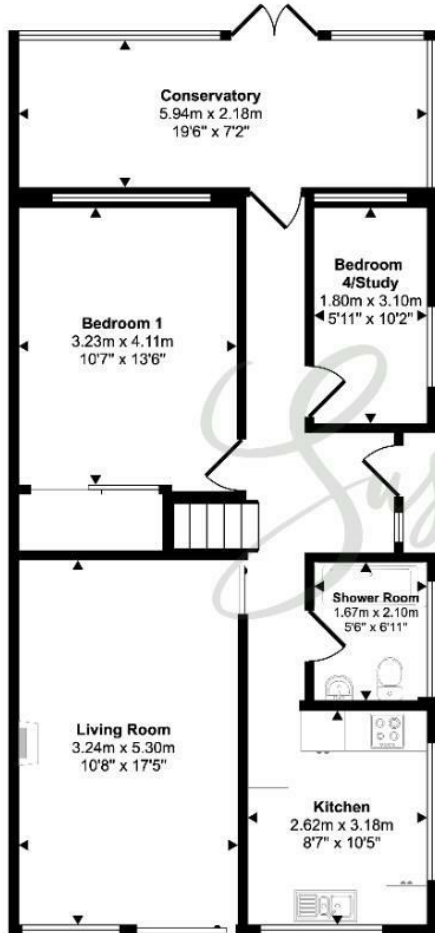
Tenure: Freehold

Council Tax Band: D (approx. £2,551.65 pa – Isle of Wight Council 2025/2026)

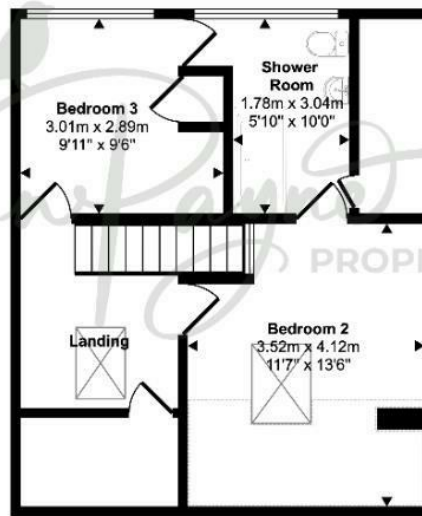
Services: Mains water, drainage, electricity – solar panels are owned



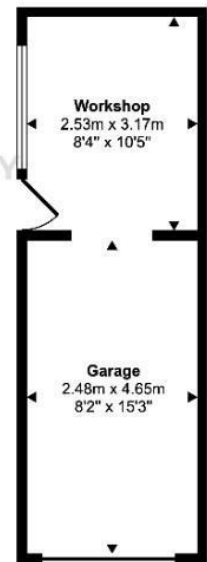
Approx Gross Internal Area
140 sq m / 1510 sq ft



Ground Floor
Approx 77 sq m / 828 sq ft



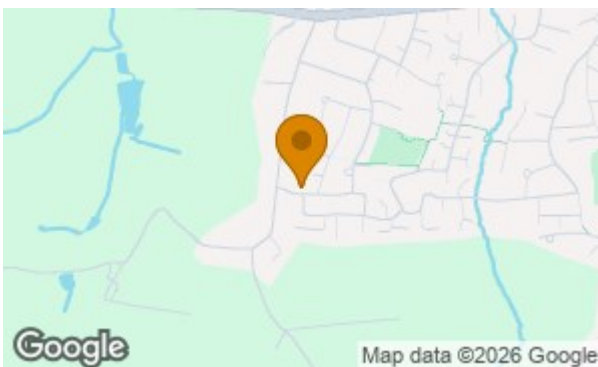
First Floor
Approx 43 sq m / 468 sq ft



Garage
Approx 20 sq m / 215 sq ft

Denotes head height below 1.5m

This floorplan is only for illustrative purposes and is not to scale. Measurements of rooms, doors, windows, and any items are approximate and no responsibility is taken for any error, omission or mis-statement. Icons of items such as bathroom suites are representations only and may not look like the real items. Made with Made Snappy 360.



Energy Efficiency Rating		Current	Potential
Very energy efficient - lower running costs			
(92 plus) A			
(81-91) B			
(69-80) C			
(55-68) D			
(39-54) E			
(21-38) F			
(1-20) G			
Not energy efficient - higher running costs			
England & Wales		EU Directive 2002/91/EC	

Environmental Impact (CO ₂) Rating		Current	Potential
Very environmentally friendly - lower CO ₂ emissions			
(92 plus) A			
(81-91) B			
(69-80) C			
(55-68) D			
(39-54) E			
(21-38) F			
(1-20) G			
Not environmentally friendly - higher CO ₂ emissions			
England & Wales		EU Directive 2002/91/EC	

Agent Notes:

The information provided about this property does not constitute or form part of an offer or contract, nor may it be regarded as representations. All interested parties must verify accuracy and your solicitor must verify tenure/lease information, fixtures and fittings and, where the property has been extended/converted, planning/building regulation consents. All dimensions are approximate and quoted for guidance only and their accuracy cannot be confirmed. Reference to appliances and/or services does not imply that they are necessarily in working order or fit for the purpose. Susan Payne Property Ltd. Company no.10753879.