



Solicitors & Estate Agents











Offers Over
£240,000

167/25 Slateford Road

Slateford | Edinburgh | EH14 1PB

Impressive fourth floor flat forming part of a converted bond building with allocated parking space and lift access. The development is set within well maintained shared grounds and fantastic views can be enjoyed from the property. Close to excellent amenities and transport links, the property would undoubtedly appeal to first time buyers and professionals.

-  2 Bedrooms
-  1 Public Room
-  2 Bathrooms
-  Lift Access
-  Allocated Parking
-  Communal Gardens
-  EPC Rating – C
-  Council Tax Band - E



Description

Forming part of a converted bond building, this superb fourth floor flat has fantastic open views across Edinburgh, an allocated parking space and is set within well maintained shared grounds.

There is a secure entry system, lift and stair access to all floors. The interior is bright and tastefully presented throughout and comprises welcoming hallway with useful storage, stylish reception/dining room, fitted kitchen with a range of base and wall mounted units, generous principal bedroom with fitted wardrobes and en-suite shower room, second bedroom with fitted wardrobes and contemporary bathroom with three-piece suite. Further benefits include double glazing and electric heating.



Extras

All fitted floor coverings will be included in the sale together with the light fittings, blinds, curtains, hob, oven and extractor hood.

Gardens, Parking & Factor

The development is surrounded by well maintained communal garden areas and there is an allocated parking space. The development is managed by James Gibb for an approximate monthly fee of £110. This includes the maintenance of communal areas and building insurance.

Viewing

By appointment through Neilsons 0131 625 2222.





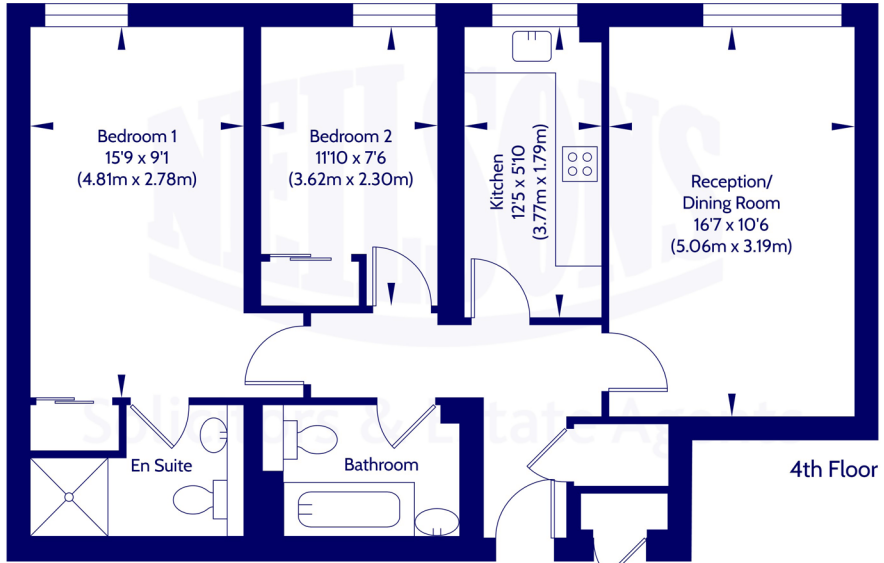
Location

Slateford is situated to the southwest of the City Centre and is conveniently located for Edinburgh Napier University and those wishing to commute into the City Centre. There is a choice of supermarkets close by together with exceptional local day to day amenities available within nearby Gorgie, including a Lidl Store just a short walk from the property. Local recreational facilities can be found at the Corn Exchange Village, including ten pin bowling, snooker and indoor football. Further recreational facilities can be found at Meggetland Sports Complex, Saughton Park and Craiglockhart Sports and Tennis Centre. Edinburgh West Retail Park is located just opposite the Corn Exchange and includes an Aldi, M&S, Costa & Greggs. The property is conveniently located for the Water of Leith and Union Canal walkways, which provide pleasant walks and cycle routes. Public transport is well represented with Slateford Road train station and regular bus services to and from the City Centre as well as the Airlink bus service to Edinburgh Airport.





Approx. Gross Internal Floor Area 66.41 Sq M / 715 Sq Ft.



Area excludes garages, outbuildings, attics and eaves if applicable.
All measurements are approximate. Not to scale. For identification only.
© 2026 Neilsons Solicitors & Estate Agents. Plans by Planography.co.uk

Whilst we endeavour to ensure that our sales particulars are accurate and reliable, the following general points should be noted with regard to the extent of our investigations prior to marketing the property and therefore if any particular aspect is of crucial relevance to you, please contact this office for verification particularly if you are contemplating travelling some distance to view.

- [1] All measurements have been taken using a sonic measuring device and there may be some minor fluctuations in measurements due to the limitations of the device.
- [2] None of the items included in the sale of a working or running nature have been tested by us and this Firm gives no warranty as to their condition.
- [3] Where alterations or improvements have been undertaken by the sellers or their predecessors, we have not specifically established that the renewal or replacement of any of the services or facilities have been whole or partial.
- [4] Verification of Council Tax banding can be obtained from City of Edinburgh Council or Public Libraries.



Scan the QR code or [click here](#) for the virtual 360 tour, floor plan and further information.



Solicitors & Estate Agents

Our Services:

- Full estate agency service
- Buying & Selling
- Buy to let advice
- Wills
- Powers of Attorney
- Executries

For helpful, friendly, personal advice, get in touch.

✉ mail@neilsons.co.uk

☎ 0131 625 2222

💻 www.neilsons.co.uk

Head Office

138-142 St John's Road
Edinburgh
EH12 8AY

Property Department

162 St John's Road
Edinburgh
EH12 8AZ

City Centre

2a Picardy Place
Edinburgh
EH1 3JT

South Queensferry

37 High Street
South Queensferry
EH30 9HN

Bonnyrigg

72 High Street
Bonnyrigg
EH19 2AE

