



6

Old Crown Road, Fontmell Magna, Shaftesbury, Dorset

6

Old Crown Road
Fontmell Magna
Shaftesbury
Dorset SP7 0QR

A Re-Launched new build bungalow, from 2023, with a dining room extension completed since occupation. Set back in a quiet road in this well regarded village, the house is immaculately presented with a tended garden to the rear.



- Immaculate new build detached bungalow
- Rear extension creating new dining area
- Summer House with enclosed level lawned garden
 - Parking and garage
 - Vendor suited



Offers In Excess Of £450,000

Freehold

Sturminster Sales
01258 473766
sturminster@symondsandsampson.co.uk



THE PROPERTY

A rare new build detached bungalow with a recent extension giving a lovely kitchen with new dining area to the rear. The spacious reception room has French doors to the patio area and the level lawn beyond and the great addition of a wood burning fire in the corner as a feature.

The principal bedroom has a square bay window to the front, built in wardrobes and an en suite shower room. The second bedroom is an equal sized double bedroom with built in wardrobes and the third bedroom is used as a study and is adjacent to the kitchen. The family bathroom has a bath with shower over.

A great addition to the house is a separate summer house, set behind and away from the garage, giving excellent further outside entertaining or office space.

A wide entrance hall leads to the three bedrooms, spacious reception room and the new kitchen / dining room. Lovely vistas of the garden from the reception and dining rooms. This house is located in the quieter rear part of the development and gives a driveway and garage as well as the recently added summer house.

OUTSIDE

To the front is a pretty front garden with a side driveway offering parking and leads to the single garage, with a personal door to the garden. This links well with the garden side of the house and sits well adjacent to the summer house. The lawns are level and the flower beds are maturing well already. Nearer the house is a patio area for al fresco entertaining in the summer.

SITUATION

Fontmell Magna is a charming North Dorset village some four miles south of Shaftesbury. The village has an excellent community, village hall, primary school, church, pub and village shop and there are some amazing views over the dramatic surrounding countryside. There is some fantastic walking and riding countryside in the immediate area. There are good road links to Gillingham for rail services to London Waterloo and the A303 is also accessed just north of Shaftesbury.

DIRECTIONS

<https://what3words.com/recruiter.lanes.depth>

SERVICES

Mains water and electricity are connected. Air source heat pump for underfloor heating and the hot water. A development treatment plant is run and looked after by Wessex Water.

MATERIAL INFORMATION

Standard, superfast & ultrafast broadband is available.

There is mobile coverage in the area, please refer to Ofcom's website for more details.

Council Tax Band: E



Old Crown Road, Fontmell Magna, Shaftesbury

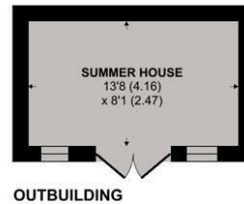

Approximate Area = 1115 sq ft / 103.5 sq m

Garage = 210 sq ft / 19.5 sq m

Outbuilding = 111 sq ft / 10.3 sq m

Total = 1436 sq ft / 133.3 sq m

For identification only - Not to scale

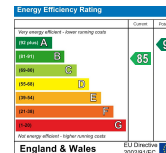


GROUND FLOOR

FIRST FLOOR

OUTBUILDING

Floor plan produced in accordance with RICS Property Measurement 2nd Edition, Incorporating International Property Measurement Standards (IPMS2 Residential). © nichecom 2026. Produced for Symonds & Sampson. REF: 1400504



STU/WT/0426



01258 473766

sturminster@symondsandsampson.co.uk
Symonds & Sampson LLP
Agriculture House, Market Place,
Sturminster Newton, Dorset DT10 1AR



Important Notice: Symonds & Sampson LLP and their Clients give notice that: 1. They have no authority to make or give any representations or warranties in relation to the property. These particulars do not form part of any offer or contract and must not be relied upon as statements or representations of fact. 2. Any areas, measurements or distances are approximate. The text, photographs and plans are for guidance only and are not necessarily comprehensive. It should not be assumed that the properties have all necessary planning, building regulation or other consents and Symonds and Sampson LLP have not tested any services, equipment or facilities. 3. We have not made any investigation into the existence or otherwise of any issues concerning pollution of the land, air or water contamination and the purchaser is responsible for making his/her own enquiries in this regard. 4. The property is sold subject to and with the benefit of all existing wayleaves, easements and rights of way whether public or private, specifically mentioned or not. The vendors shall not be required to define any such rights, privileges or advantages.

SALES | LETTINGS | AUCTIONS | FARMS & LAND | COMMERCIAL | NEW HOMES | PLANNING & DEVELOPMENT