






MALLINSON
& CO

INNOVATIVE PROPERTY EXPERTS

Whitley Farm Drive, Netherton, Wakefield, WF4 4LN

£795,000

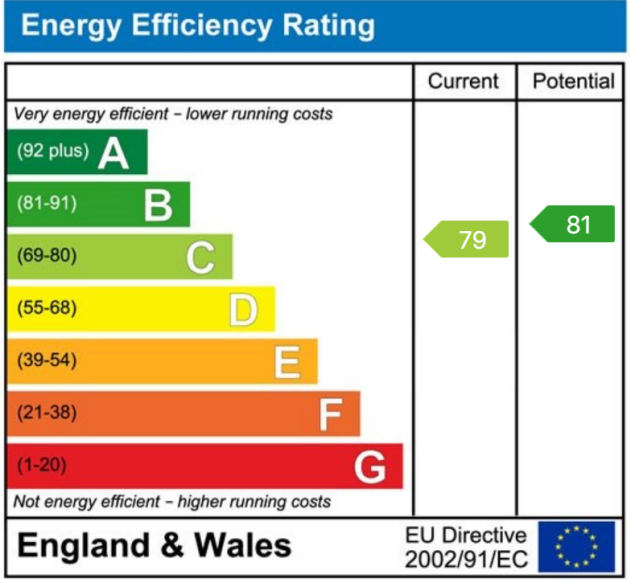
 5  3  3



- BARN CONVERSION
- 5 BEDROOMS
- 3 RECEPTION ROOMS
- 3 BATHROOMS & DOWNSTAIRS W.C.
- HIGH SPECIFICATION FIXTURES & FITTINGS THROUGHOUT
- DETACHED DOUBLE GARAGE & DRIVEWAY
- GARDENS TO 3 ELEVATIONS
- SELECT SEMI RURAL HAMLET LOCATION
- A SPECTACULAR FAMILY HOME
- CLOSE TO LOCAL AMENITIES, SCHOOLS & TRANSPORT LINKS



AN EXQUISITE, HIGH-SPECIFICATION HOME SET WITHIN A PRESTIGIOUS STONE HAMLET IN THE HIGHLY DESIRABLE VILLAGE OF NETHERTON, THE STABLES IS AN EXCEPTIONAL FIVE-BEDROOM RESIDENCE OCCUPYING A PRIME CORNER PLOT. ENJOYING A WONDERFUL SEMI-RURAL SETTING WITH FAR-REACHING COUNTRYSIDE VIEWS, THIS BEAUTIFULLY DESIGNED HOME OFFERS GENEROUS, HIGH-SPECIFICATION ACCOMMODATION THROUGHOUT, COMPLEMENTED BY LANDSCAPED GARDENS TO THREE ELEVATIONS AND A DETACHED DOUBLE GARAGE. A TRULY OUTSTANDING FAMILY HOME IN A STUNNING LOCATION.



INNOVATIVE
PROPERTY
EXPERTS

Mallinson & Co

Office: 01226 414 150
Email: ben@mallinsonandco.co.uk
Web: www.mallinsonandco.co.uk
Suite 6, Penistone 1, St. Mary's Street, Penistone, S36 6DT