



Bay View Gardens, Leysdown-On-Sea, Sheerness

Asking Price £250,000

Key Features

- Spacious two-bedroom bungalow offering convenient single-level living
- Generously sized lounge ideal for relaxing and entertaining
- Large private garden providing excellent outdoor space
- Private off-street parking for added convenience
- Practical separate kitchen with good layout and storage
- Easy access to local shops, amenities and everyday services
- Ideal for a range of buyers including downsizers and those seeking coastal living
- Popular coastal location close to the seafront and coastal walks
- EPC Rating D (57)
- Council Tax Band B



Property Summary

Located in the popular coastal village of Leysdown-on-Sea, this well-proportioned two bedroom bungalow offers spacious, single-level living ideal for a wide range of buyers seeking comfort, convenience and a peaceful seaside lifestyle.



Property overview

The home features a generously sized lounge, providing an excellent space for both relaxing and entertaining, with plenty of natural light enhancing the sense of space. The separate kitchen offers practical layout and storage, ideal for everyday living.

There are two well-balanced bedrooms, both offering flexibility for sleeping, guests or home working, along with a family bathroom positioned conveniently off the hallway.

One of the standout features of this property is the large private rear garden, perfect for outdoor dining, gardening or simply enjoying the coastal air. To the front, the bungalow further benefits from private parking, adding everyday ease and security.

Set within a quiet residential area yet within easy reach of local shops, amenities and the seafront, this home combines coastal living with practical comfort. The bungalow layout, generous room sizes and outdoor space make it a highly attractive and versatile home.

About the area

Leysdown-on-Sea is a charming coastal village located on the Isle of Sheppey, offering a relaxed seaside lifestyle with a strong sense of community. Known for its long stretches of coastline and open skies, the area is ideal for those who enjoy coastal walks, fresh sea air and a slower pace of life.

The village provides a good range of local shops, cafés, takeaways and essential amenities, all within easy reach, making day-to-day living convenient and accessible. Leisure facilities, green spaces and the seafront are close by, offering plenty of opportunities for outdoor enjoyment throughout the year.

Leysdown-on-Sea is well connected to surrounding towns such as Sheerness and Sittingbourne, where a wider range of shopping, services and mainline rail connections can be found. Road links also allow for straightforward travel across the Isle of Sheppey and onto the mainland.

With its combination of coastal setting, community feel and practical local amenities, Leysdown-on-Sea appeals to a wide range of residents, from those looking to downsize to buyers seeking a comfortable home by the sea.

Lounge

18'06 x 11'10

Kitchen

11'08 x 9'07

Bedroom One

17'01 x 9'06

Bedroom Two

11'01 x 10'02

Bathroom

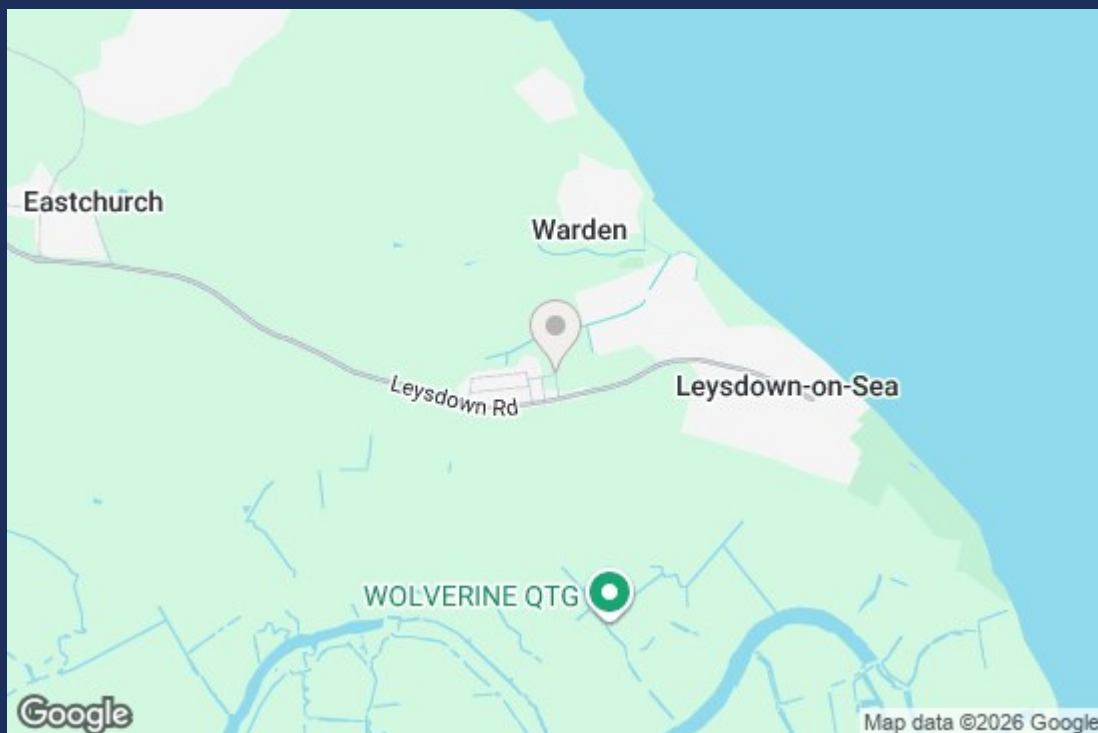
11'08 x 6'05

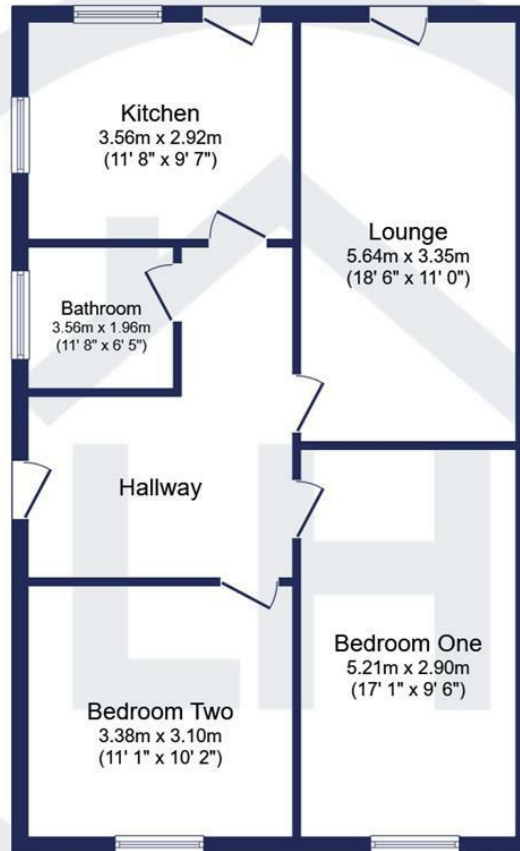
About LambornHill

Our agency has grown steadily over the years, built on a foundation of recommendations, reputation, and respect.

Since 2009, we have been helping buyers, sellers, landlords, and tenants navigate the property market in Sittingbourne and the wider Swale area. Our experienced team is dedicated to providing expert advice, tailored solutions, and a seamless property journey. With a strong local reputation built on trust and results, we are here to make your next move a success. Contact us today and experience the LambornHill difference.

- Let's Keep It Local, Let's Keep It LambornHill

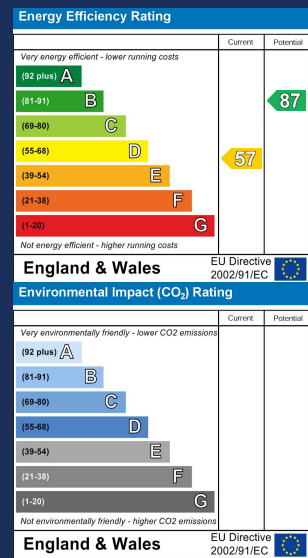




Floor Plan
Floor area 71.7 sq.m. (772 sq.ft.)

Total floor area: 71.7 sq.m. (772 sq.ft.)

This floor plan is for illustrative purposes only. It is not drawn to scale. Any measurements, floor areas (including any total floor area), openings and orientations are approximate. No details are guaranteed, they cannot be relied upon for any purpose and do not form any part of any agreement. No liability is taken for any error, omission or misstatement. A party must rely upon its own inspection(s). Powered by www.Propertybox.io



Lamborn & Hill have produced these details in good faith and believe they provide a fair and accurate description of the property being marketed. Following inspection and prior to financial commitment prospective buyers should satisfy themselves as to the property's suitability and make their own enquiries, relating to specific points of importance for example condition of items, permissions, approvals and regulations. The accuracy of these details are not guaranteed and they do not form part of any contract.

19-21 West Street, Sittingbourne, Kent, ME10 1AJ

T: 01795 293000

sittingbourne@lambornhill.com

www.lambornhill.com

