



6, Youngwoods Way

Alverstone Garden Village, Isle of Wight PO36 0HE



£425,000
FREEHOLD



Tucked away within the peaceful woodland setting of Alverstone Garden Village, this detached bungalow has a versatile, flowing layout and boasts a secluded woodland garden as well as a driveway and garage.

- Spacious, detached three-bedroom bungalow
- Flexible floorplan with configuration options
- Light, bright ambience with an abundance of glazing
- Situated in an enviable, idyllic location
- Driveway parking and an integral single garage
- Well-presented with opportunities for further updating
- Open plan living area at the heart of the home
- Surrounded by flourishing gardens and local wildlife
- Spacious woodland plot, with fabulous garden potential
- Beautiful woodland and countryside walks nearby

For more information and to arrange a viewing, please contact Susan Payne Property on **01983 566244**.

Preview our newest listings first!
Search on Facebook for:
Susan Payne Property
Home Hunters

rightmove

Zoopla

onTheMarket.com

PrimeLocation

The Property Ombudsman

You can also email us at sales@susanpayneproperty.co.uk, visit our website at susanpayneproperty.co.uk or visit us at East Quay, Wootton Bridge, Isle of Wight PO33 4LA. You can also follow us on Facebook, Twitter and Instagram.



Originally constructed in 1975 and extended over subsequent years, this enchanting bungalow enjoys a well-arranged floorplan which could be configured in a number of ways to suit a new owners requirements. A kitchen/breakfast room, which is open plan to the lounge/diner, is at the heart of the home, perfect for modern living, and the addition of a large reception room overlooking the garden offers further versatility with a multitude of potential uses. Well-presented in a homely, country-chic style, the property is ready to move into, but also offers an exciting opportunity to be updated inside and out if desired. Accommodation is all on one level and comprises a useful porch, a welcoming entrance hall, a large open plan kitchen/breakfast room and lounge/diner, a lobby, cloakroom and snug/playroom/bedroom, plus three double bedrooms and a family bathroom.

Nestled between Sandown and Newchurch, the sought-after Alverstone Garden Village is set within the peaceful surroundings of Youngwoods Copse, offering easy access to untouched woodlands, nature reserves, and a wealth of countryside walks. A village store is just a short drive away, while the bustling towns of Shanklin and Sandown, with their wide selection of shops, restaurants, pubs, and expansive sandy beaches, are just under five miles from the property. The Island's historic county town of Newport, with its array of high street shops, renowned eateries, and cinema complex, can be reached in just 20 minutes by car.

Welcome to 6 Youngwoods Way

From the popular, tree-lined Youngwoods Way, a block paved driveway leads through mature gardens, which really enhance the privacy, to the attractive façade of No 6. A double-glazed door leads into the useful porch, which has plenty of room for coats and shoes, windows to either side and a characterful hardwood front door which leads into the entrance hall.

Entrance Hall

A welcoming space, presented in a soft neutral tone with fabulous painted floorboards. Doors lead to all rooms, access to the loft is provided via a hatch, and a glazed door leads to the rear garden, plus there is a built-in shelved store cupboard and a separate airing cupboard, which is home to the Glow Worm combi boiler.

Kitchen/Breakfast Room

18'2" x 10'0" (5.56m x 3.07m)

This spacious room is fitted with a bespoke range of solid-wood base and wall cabinets, presented in a stylish dark grey hue and complemented with hardwood worktops. There is an integrated oven and gas hob, an inset sink and drainer with a mixer tap and space for further appliances. Large windows fill the kitchen with light, and provide a view over the front garden. The social nature of the room is enhanced with built-in bench seating, which creates a perfect breakfast nook. A stable door leads to the lobby, and the painted floorboards continue and flow through a large open arch into the lounge/diner.

Lounge/Diner

19'4" x 16'5" max (5.91m x 5.02m max)

A wonderfully proportioned room with large windows overlooking the rear grounds and a set of sliding doors leading out to the side terrace. A circular brick fireplace adds fabulous character and is home to a woodburning stove. There is plenty of space for both dining and lounge furniture, and a glazed panel door leads back into the hallway.

Lobby

Accessed via doors to both the front and rear gardens, with a pine stable door leading into the snug.

Snug/Playroom/Bedroom

21'7" max x 9'2" (6.59m max x 2.81m)

A versatile space, currently in use as the ultimate playroom, but could equally be suited to an additional reception room/snug, work from home area or as a large fourth bedroom. Twin aspect glazing fills the room with light, with views over the front and rear garden, and the room is finished in neutral tones and carpet.



Cloakroom

Presented in a combination of vibrant red walls, white tiles and painted floorboards, the cloakroom has a window to the front aspect, a corner basin with heritage style taps and a white WC.

Bedroom One

14'0" x 9'9" (4.28m x 2.99m)

A bright and airy room featuring two built-in double wardrobes, with central chest of drawers creating a dressing area. The primary bedroom is neutrally decorated and features a large bay window giving a lovely view over the garden and woodland beyond.

Bedroom Two

9'9" x 9'6" (2.98m x 2.90m)

Another good-size double bedroom, presented in neutral tones and benefitting from a triple built-in wardrobe and a bay window with views over the front garden.

Bedroom Three

9'9" x 9'1" (2.98m x 2.78m)

The cosy third bedroom is well proportioned and light, with a large window looking over the rear garden, and stylish, neutral decoration.

Bathroom

8'9" x 6'4" (2.67m x 1.94m)

The family bathroom is a generous size, with a window with patterned glass for privacy, and is presented in a mix of mirror tiles, white tiles, wood panelling and painted floorboards. The soft pink suite comprises a full-size bath, vanity basin with storage under, and a matching low-level WC, plus there is a spacious walk-in shower and a heated chrome towel rail.

Outside - Front

The front garden is enclosed by a charming wooden post and rail fence, mainly laid to shrubs and trees which enhance the privacy of the bungalow, and featuring an attractive ornamental pond. A block-paved driveway provides plenty of parking and leads to the garage.

Garage

19'10" x 9'6" (6.07m x 2.92m)

A generous integral garage with a pair of wooden double doors, lighting, and power.

Outside - Rear

A side path leads to the rear garden, which is full of potential and is currently an enchanting mix of mature trees, paved terraces and a lawned area. There is a timber summerhouse and a greenhouse, and a further shed which requires attention but sits on a substantial concrete base. The garden is arranged in areas, connected by wild footpaths and enclosed with fencing on either side, and is bordered by a bridleway to the rear.

6 Youngwoods Way presents a rare opportunity to purchase a substantial home in an extremely sought-after location, ready to move into, yet retaining a fabulous amount of potential to be configured and updated if desired. An early viewing with the sole agent Susan Payne Property is highly recommended.

Additional Details

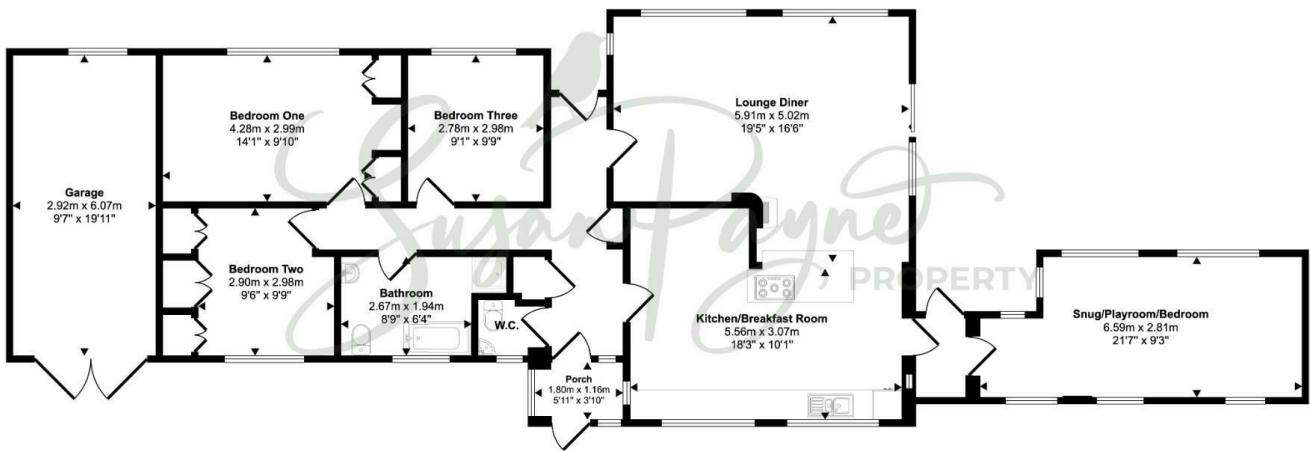
Tenure: Freehold

Council Tax Band: E (Approx £2,776.98 for 2024/25)

Services: Mains water, gas, electricity and drainage

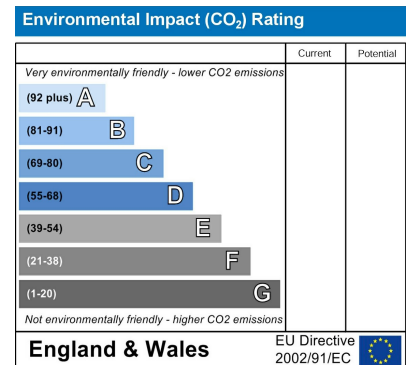
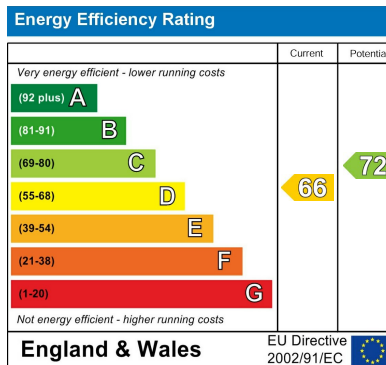


Approx Gross Internal Area
144 sq m / 1551 sq ft



Floorplan

This floorplan is only for illustrative purposes and is not to scale. Measurements of rooms, doors, windows, and any items are approximate and no responsibility is taken for any error, omission or mis-statement. Icons of items such as bathroom suites are representations only and may not look like the real items. Made with Made Snappy 360.



Agent Notes:

The information provided about this property does not constitute or form part of an offer or contract, nor may it be regarded as representations. All interested parties must verify accuracy and your solicitor must verify tenure/lease information, fixtures and fittings and, where the property has been extended/converted, planning/building regulation consents. All dimensions are approximate and quoted for guidance only and their accuracy cannot be confirmed. Reference to appliances and/or services does not imply that they are necessarily in working order or fit for the purpose. Susan Payne Property Ltd. Company no.10753879.