



*jordan fishwick*

44 Manchester Road, Chorlton, M21 9PH  
Guide Price £510,000





## The Property

\*\*\*NO CHAIN \*\*\* A rare opportunity to acquire a substantial SEMI DETACHED PERIOD PROPERTY positioned in a prime central Chorlton location with both OFF ROAD PARKING as well as a 70 FT REAR GARDEN. Currently configured as offices having been OCCUPIED BY A COMMERCIAL TENANT this splendid property would prove ideal for those looking for a project, offering scope for conversion to either a single family dwelling, multiple self contained apartments ( SUBJECT TO CHANGE OF USE PERMISSIONS & CONSENTS) or continued use as offices with the potential for extension as well as cellar conversion. There have been MANY ORIGINAL FEATURES retained and the property further benefits from being only a short stroll from all local amenities, Longford Park and 0.3 miles from the Metro (Chorlton). The accommodation briefly comprises: entrance vestibule, hallway, office/lounge, kitchen, office/dining room, w/c. To the first floor are three office rooms / well proportioned double bedrooms, w/c and store room. The second floor reveals two further good sized offices / double bedrooms. Externally, to the front of the property is a driveway providing ample off road parking. To the rear, a fenced and enclosed garden extends to approximately 70ft in length and has been mainly laid to lawn. An internal viewing is strongly recommended.

Commercial EPC: F (127)

**44 Manchester Road, Chorlton,  
Manchester, M21 9PH**


**Guide Price £510,000**





- NO CHAIN
- Substantial semi detached period property
- Prime central Chorlton location
- Currently configured as offices - Potential to convert to one family home or self contained apartments
- Sold with commercial tenant in situ - vacant possession 6 months after completion
- 70ft rear garden (approximately)
- Driveway providing off road parking
- Scope for extension and cellar conversion (STPP)
- Vacant possession from 30/09/2025
- Commercial EPC: F (127)

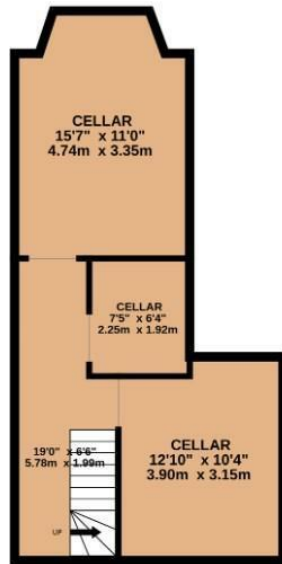


Energy Efficiency Rating		
	Current	Potential
Very energy efficient - lower running costs		
(92 plus) <b>A</b>		
(81-91) <b>B</b>		
(69-80) <b>C</b>		
(55-68) <b>D</b>		
(39-54) <b>E</b>		
(21-38) <b>F</b>		
(1-20) <b>G</b>		
Not energy efficient - higher running costs		
<b>England &amp; Wales</b>	EU Directive 2002/91/EC 	





BASEMENT  
444 sq.ft. (41.2 sq.m.) approx.



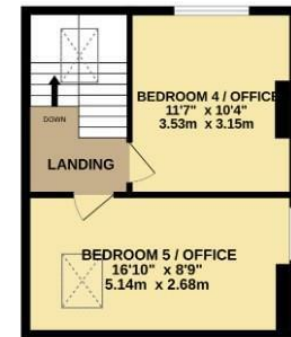
GROUND FLOOR  
655 sq.ft. (60.8 sq.m.) approx.



1ST FLOOR  
626 sq.ft. (58.1 sq.m.) approx.



2ND FLOOR  
336 sq.ft. (31.2 sq.m.) approx.



TOTAL FLOOR AREA : 2060 sq.ft. (191.4 sq.m.) approx.

Whilst every attempt has been made to ensure the accuracy of the floorplan contained here, measurements of doors, windows, rooms and any other items are approximate and no responsibility is taken for any error, omission or mis-statement. This plan is for illustrative purposes only and should be used as such by any prospective purchaser. The services, systems and appliances shown have not been tested and no guarantee as to their operability or efficiency can be given.

Made with Metropix ©2024



These particulars are believed to be accurate but they are not guaranteed and do not form a contract. Neither Jordan Fishwick nor the vendor or lessor accept any responsibility in respect of these particulars, which are not intended to be statements or representations of fact and any intending purchaser or lessee must satisfy himself by inspection or otherwise as to the correctness of each of the statements contained in these particulars. Any floorplans on this brochure are for illustrative purposes only and are not necessarily to scale.

Offices at: Chorlton, Didsbury, Disley, Hale, Glossop, Macclesfield, Manchester Deansgate, Manchester Whitworth Street, New Mills, Sale, Wilmslow and Withington