


Natasha Howarth
ESTATE AGENTS



7 Tori Green, Bridgwater, TA6 6FN

£260,000

We are delighted to present for sale this impeccably maintained three-bedroom semi-detached townhouse, enviably positioned within the highly coveted Stockmoor Estate. Arranged over three well-appointed floors, this residence offers both generous proportions and exceptional versatility, enjoying a distinguished outlook across the central green. The property boasts three spacious double bedrooms, including a superb principal suite complete with a private en suite shower room, complemented by a contemporary family bathroom. A separate study further enhances the home's adaptability, providing an ideal setting for remote working or additional accommodation as required. At the heart of the home lies a light-filled kitchen/dining room, thoughtfully designed to create a welcoming and sociable environment, perfectly suited to both everyday living and refined entertaining. This space affords direct access to a beautifully enclosed rear garden, offering a tranquil retreat for al fresco enjoyment during the warmer seasons. Further benefits include double glazing, a newly fitted combi boiler, off-road parking, a single garage, and tasteful décor throughout, reflecting the care and attention bestowed upon the property.

Combining a convenient location and well-balanced living space, this distinguished home presents an outstanding opportunity for discerning families, professionals, and investors alike.

ENTRANCE

Via double glazed door leading to:

ENTRANCE HALLWAY

Stairs rising to first floor, under stairs storage cupboard, radiator, doors to study, cloakroom and kitchen/ diner.

STUDY

Front aspect double glazed window. Fitted with a range of built in storage cupboards, shelves and a desk.

CLOAKROOM

Fitted with a two piece suite comprising low level WC and wash hand basin, radiator.

KITCHEN/ DINER

Rear aspect double glazed window. Fitted with a matching range of wall, base and drawer units with roll top work surfaces over and stainless steel sink and drainer unit inset with tiled splash backs. Integrated oven with four ring gas hob over to remain with stainless steel splash backs and chimney style extractor over. Space for fridge freezer, space and plumbing for washing machine and dishwasher. Newly installed boiler concealed in cupboard. Radiator, French doors leading to garden.

FIRST FLOOR LANDING

Front aspect double glazed window, radiator, stairs rising to second floor, doors to living room, W.C and bedroom three.

LIVING ROOM

Rear aspect double glazed window, rear aspect double glazed doors to Juliet balcony, two radiators

BEDROOM THREE

Front aspect double glazed window. Radiator.

WC

Fitted with a white two piece suite comprising low level WC and wash hand basin, tiled splash backs, radiator.

SECOND FLOOR LANDING

Airing cupboard, loft hatch, radiator, doors to bedroom one, two and the bathroom.

BEDROOM ONE

Front aspect double glazed window, built in mirror fronted wardrobe, radiator, door to ensuite.

ENSUITE SHOWER ROOM

Obscure front aspect double glazed window. Fitted with a three piece suite comprising shower cubicle, low level WC and wash hand basin, tiled splash backs, radiator.

BEDROOM TWO

Rear aspect double glazed window, radiator.

BATHROOM

Obscure rear aspect double glazed window. Fitted with a white three piece suite comprising panelled bath, low level WC, wash hand basin with tiled splash backs, part tiled walls, radiator.

EXTERIOR

GARDEN

Beautifully enclosed rear garden, offering a tranquil retreat for al fresco enjoyment during the warmer seasons. Side gate to parking and garage.

PARKING

For one vehicle beside the garage

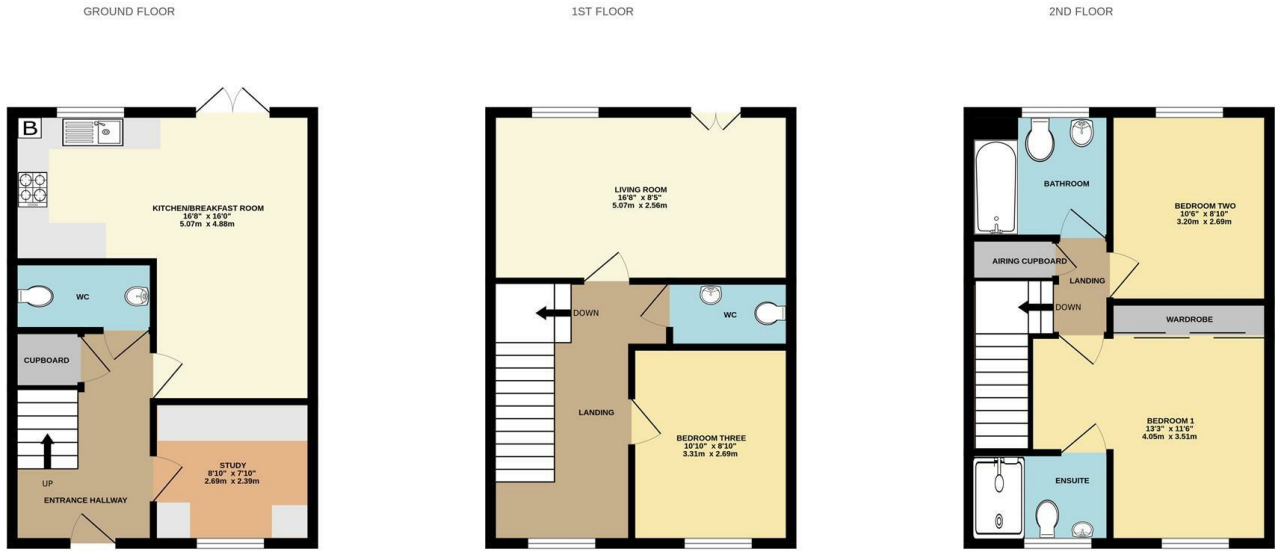
GARAGE

Accessed via roll top door with light connected.

SERVICES

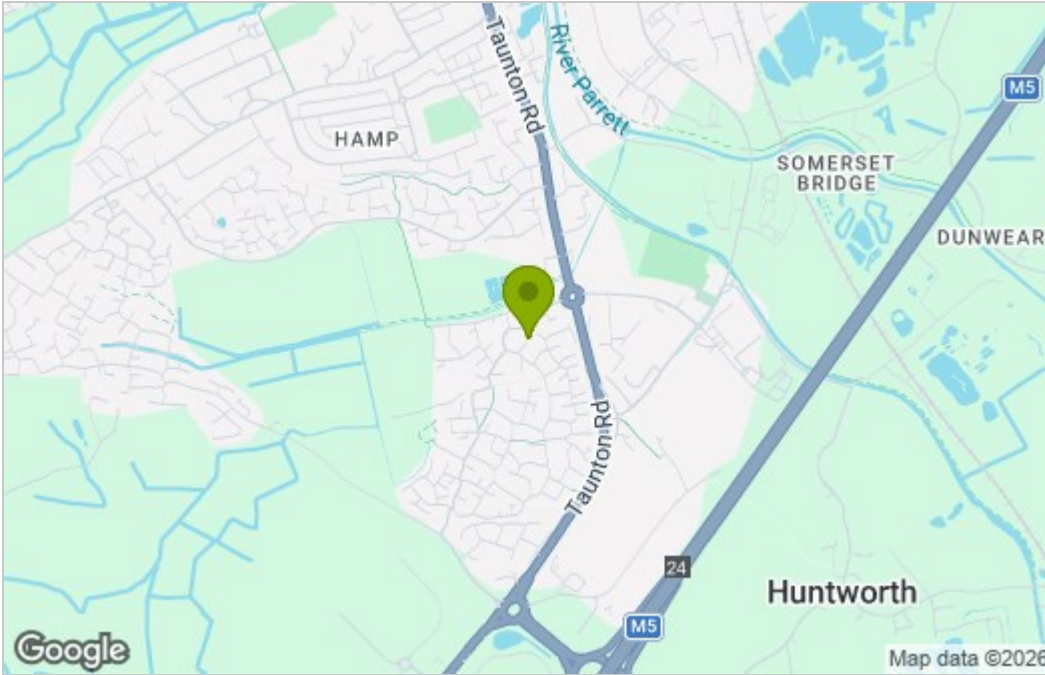
Mains gas, electricity, water and drainage..

Floor Plan




Whilst every attempt has been made to ensure the accuracy of the floorplan contained here, measurements of doors, windows, rooms and any other items are approximate and no responsibility is taken for any error, omission or mis-statement. This plan is for illustrative purposes only and should be used as such by any prospective purchaser. The services, systems and appliances shown have not been tested and no guarantee as to their operability or efficiency can be given.
Made with Metropix ©2026

Area Map



Energy Efficiency Graph



For clarification we wish to inform prospective purchasers that we have prepared these sales particulars as a general guide. The agent has not tested any appliances or services, heating systems etc so cannot verify if they are in working order, nor have we carried out a survey. Room sizes should not be relied upon for carpets and furnishings, if there are important matters which are likely to affect your decision to buy, please contact us or obtain verification from your Solicitor or Surveyor.
References to the Tenure of a Property are based on information supplied by the Seller.



01278 574562 07710 392220
sales@nhowarthestateagents.co.uk
www.natashowarthestateagents.co.uk

