

Foxhall



Estate Agents

625 Foxhall Road
Ipswich IP3 8ND

Unit 4, Ropes Drive
Kesgrave IP5 2FU

01473 721133

01473 613296

info@foxhallestateagents.co.uk

www.foxhallestateagents.co.uk



Trinity Close

Kesgrave, Ipswich, IP5 1JD

Asking price £240,000



Trinity Close

Kesgrave, Ipswich, IP5 1JD

Asking price £240,000



Trinity Close

LINK DETACHED BUNGALOW - POPULAR CUL-DE-SAC LOCATION IN OLD KESGRAVE - ENCLOSED WESTERLY FACING REAR GARDEN - PARKING SPACE AND ATTACHED GARAGE - DOUBLE GLAZED WINDOWS AND ELECTRIC HEATING - TWO NICELY PROPORTIONED BEDROOMS - 10'3" x 7'5" DOUBLE GLAZED CONSERVATORY - 16'9" x 11'0" LOUNGE - SOME UPDATING REQUIRED.

Foxhall Estate Agents are delighted to offer for sale this nicely proportioned two bedroom link detached bungalow situated in a popular cul-de-sac within old Kesgrave facing a greensward to the front and having an excellent range of local amenities nearby.

The property benefits from an enclosed nicely maintained westerly facing rear garden, has a garage attached to the property along with the parking space opposite and double glazed windows.

The property does however require some updating and the accommodation comprises two nicely proportioned bedrooms, kitchen 10'9" x 7'6" , lounge 16'9" x 11'0", conservatory 10'3" x 7'5" and bathroom

Front Garden

Open plan front garden laid to lawn.

Porch

Obscure double glazed entrance door to entrance porch.

Entrance Hallway

Obscure double glazed entrance door to entrance hall, night storage heater, cupboard housing the hot water tank, access to the loft and doors to kitchen, bathroom, bedrooms one and two and the lounge.

Kitchen

10'9" x 7'6" (3.28m x 2.29m)

Comprising single drainer stainless steel sink unit with drawer and cupboards under, roll-top work surfaces with drawers, cupboards and appliance space under, wall mounted cupboards over, upright unit and a double glazed window to the front.

Bedroom One

12'9" x 8'11" (3.89m x 2.72m)

Double glazed window to rear and a electric heater.

Bedroom Two

8'11" x 7'10" (2.72m x 2.39m)

Double glazed window to front and a night storage electric heater.

Bathroom

6'6" x 5'6" (1.98m x 1.68m)

Panel bath, pedestal wash hand basin, low-level W.C. and obscure double glazed window to side.

Lounge

16'9" x 11'0" (5.11m x 3.35m)

Double glazed window to rear, night storage heater and obscure double glazed door into the conservatory.

Conservatory

10'3" x 7'5" (3.12m x 2.26m)

With new flooring and roof in 2023, downlighters and double glazed windows and double glazed French doors to the outside.

Rear Garden

The rear garden itself is enclosed by timber fencing and walling with large smart patio ideal for entertaining, the remainder of the garden is mainly laid to lawn, garden shed to stay and a side gate leading out to the parking area.

Garage & Parking Space

The garage is joined to the bungalow with up and over door, power and light. There is one parking space which is numbered OPPOSITE THE GARAGE.

Agents Notes

Tenure - Freehold

Council Tax Band - C







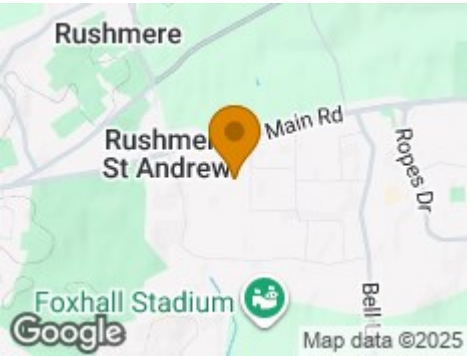
Road Map



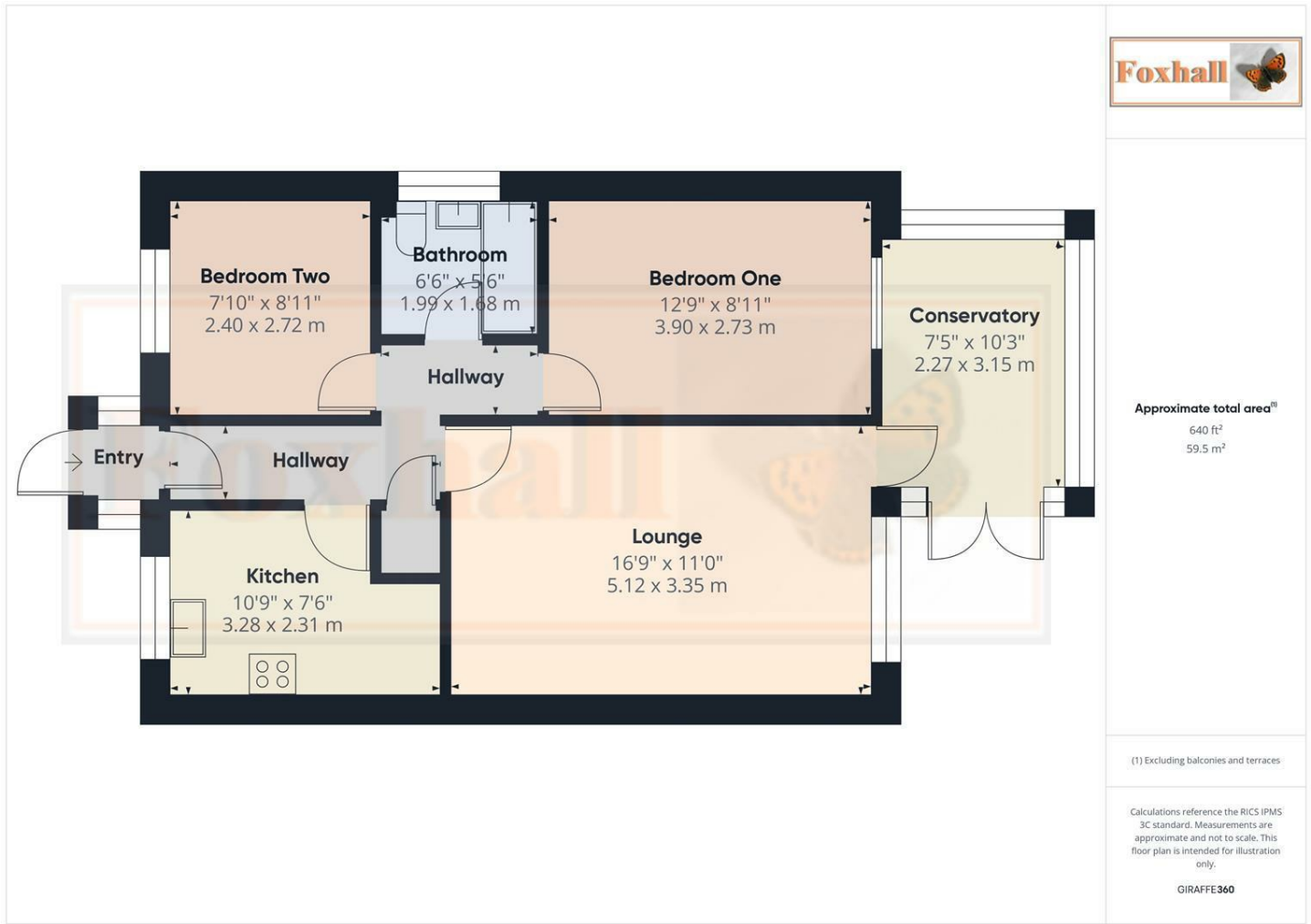
Hybrid Map



Terrain Map



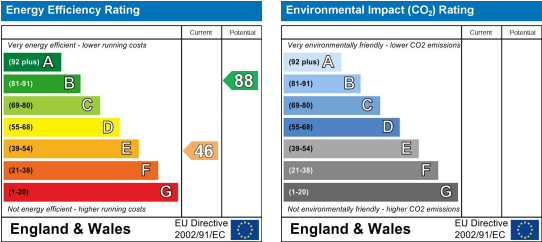
Floor Plan



Viewing

Please contact us on 01473 721133 if you wish to arrange a viewing appointment for this property or require further information.

Energy Efficiency Graph



These particulars, whilst believed to be accurate are set out as a general outline only for guidance and do not constitute any part of an offer or contract. Intending purchasers should not rely on them as statements of representation of fact, but must satisfy themselves by inspection or otherwise as to their accuracy. No person in this firms employment has the authority to make or give any representation or warranty in respect of the property.