



Maple Gardens | | Yateley | GU46 6JQ

Offers Over £400,000

Freehold

Waterfords W
Residential Sales & Lettings

Maple Gardens |
Yateley | GU46 6JQ
Offers Over £400,000

A three-bedroom semi-detached home with a refitted kitchen/dining room, updated bathroom, and garage. Offered to the market with no onward chain!

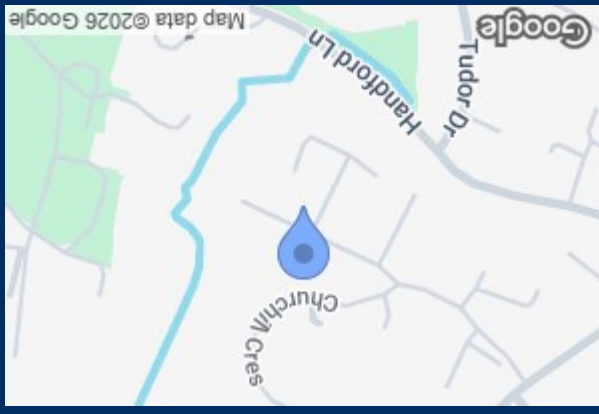
- Three Bedrooms
- Modern Kitchen/Dining room
- Close to Local Amenities
- Garage in block
- Semi-Detached
- Private Rear Garden
- No onward chain
- Gas central Heating





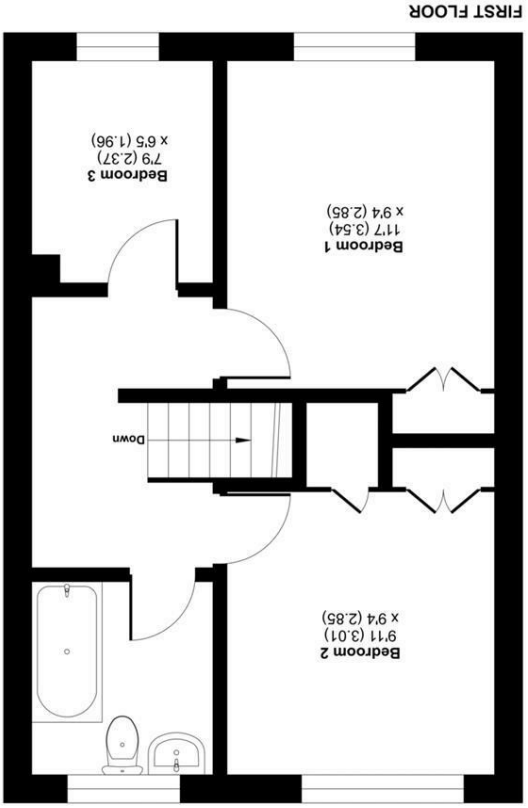
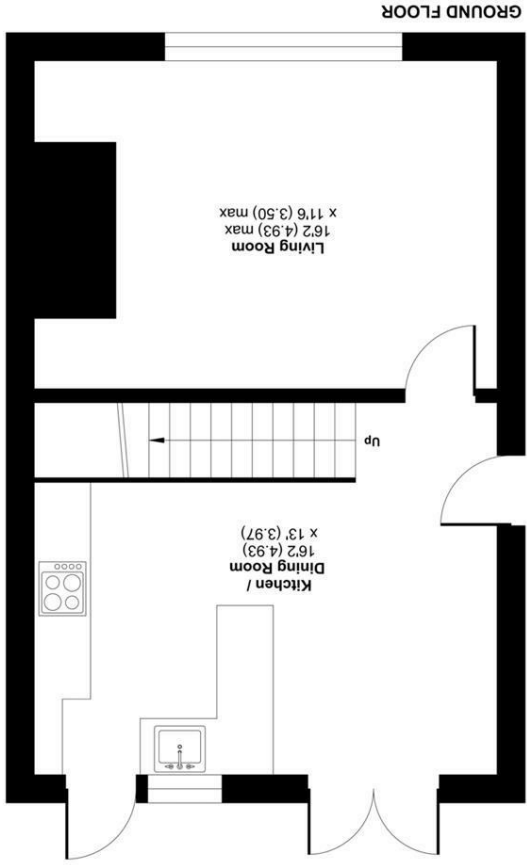
Description

A short stroll from Yateley Common Country Park and close to local amenities and well-regarded schools, this well-presented three-bedroom semi-detached home is offered with no onward chain. The property features a refitted kitchen/dining room with built-in oven and hob overlooking the rear garden, a front-aspect living room, and three bedrooms served by a modern family bathroom. Outside, there is a front lawn and a rear garden mainly laid to patio with a large storage shed. Further benefits include double glazing, gas central heating, and a garage in a nearby block.



Energy Efficiency Rating	
Current	Potential
82	63

England & Wales	
EU Directive 2002/91/EC	
Very energy efficient - lower running costs	A (81-91)
Energy efficient - lower running costs	B (69-80)
Decent energy efficiency - lower running costs	C (55-68)
Some energy efficiency - lower running costs	D (45-54)
Low energy efficiency - higher running costs	E (35-44)
Very low energy efficiency - higher running costs	F (21-34)
Very poor energy efficiency - very high running costs	G (1-20)



Floor plan produced in accordance with RICS Property Measurement Standards (IPMS2 Residential). © mchecom 2026. Produced for Waterfords. REF: 1454512



Maple Gardens, Yateley, GU46
 Approximate Area = 808 sq ft / 75 sq m
 For identification only - Not to scale

35 Plough Road
 Yateley
 Hampshire
 GU46 7UW
 01252 870222
 yateley@waterfords.co.uk