

DANEHURST
— ESTATE AGENTS —



CHALK PIT LANE, WOOL, WAREHAM, BH20 6DW

Guide price £600,000



Tudor Lodge is a wonderful 4/5 bedroom home, offering an impressive degree of versatility, all set within delightful mature gardens.

At the heart of the home is a well appointed kitchen/breakfast room, complemented by a substantial boot room and practical ancillary space and W/C. The elegant sitting room flows seamlessly into a light-filled conservatory, creating a wonderful environment for both relaxation and entertaining, whilst the dining room enjoys attractive views across the landscaped gardens.

The ground floor also offers two generous double bedrooms, a family bathroom and a further room which could equally serve as a third bedroom, study. Upstairs, two additional double bedrooms are served by a second bathroom, providing excellent flexibility for family and guests alike.

Outside, Tudor Lodge continues to impress. The gardens have been thoughtfully designed to create a series of attractive and private outdoor spaces, with mature planting providing colour, texture and year-round interest. A charming private enclosed front garden provides an excellent outdoor area to enjoy, whilst a side garden leads through to a secluded terrace, perfectly positioned for outdoor dining and entertaining and providing direct access to the conservatory.

Further enhancing the property's appeal are a greenhouse, garden shed, a surprisingly spacious hobbies room, a large garage and extensive secure parking, offering ample space for vehicles, caravan or campervan.



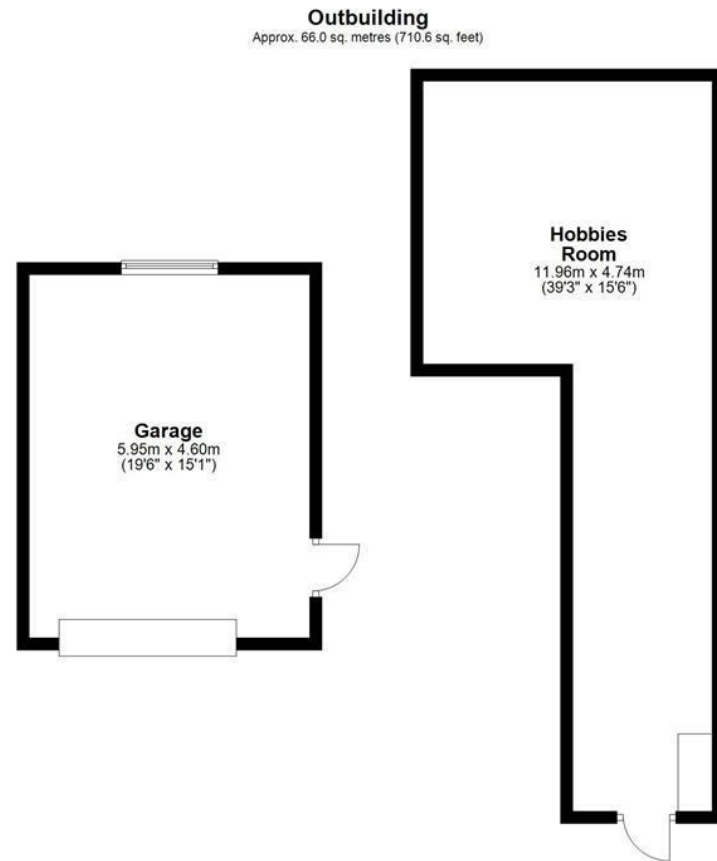
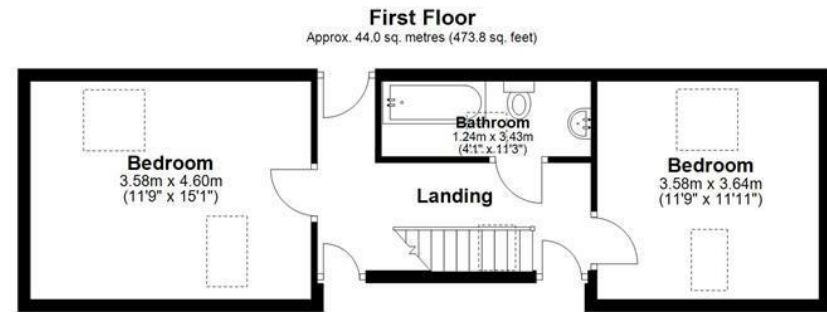
- Incredibly Spacious Chalet Bungalow
- 4/5 Bedrooms
- Delightful Sitting Room
- Stylish Dining Room
- Kitchen Breakfast Room
- Utility / Boot Room
- 2 Bathrooms
- Extensive Grounds
- Ample Secure Parking for Caravan or Campervan Plus Garage
- Council Tax Band - F EPC - D





Location


Situated within the heart of the popular Dorset village of Wool, Wool offers an excellent range of day-to-day amenities including local shops, cafés, pubs and a railway station with direct services to London Waterloo in approximately 2 hours 30 minutes. The village is ideally positioned close to the stunning Jurassic Coast, with the renowned Lulworth Cove and Durdle Door just a short drive away, making the area particularly popular with walkers, sailors and those seeking a coastal lifestyle. Wool also provides convenient access towards Wareham, and the surrounding countryside.



Total area: approx. 257.8 sq. metres (2775.1 sq. feet)

Whilst every attempt has been made to ensure the accuracy of the floor plan, measurements of doors, Windows, rooms and any other items are approximate and no responsibility is taken for error Omission and misstatement. This plan is for illustrative purposes only and should be used as such by any prospective purchaser. The services systems and appliances shown have not been tested and no guarantee as to their operability or efficiency can be given
Plan produced using PlanUp.





DANEHURST
— ESTATE AGENTS —

01202 289000

www.danehurstea.co.uk