



13 Heath Crescent, Pontypridd, CF37 2LB

£160,000

Located on Heath Crescent, Graigwen, this delightful mid-terrace house presents an excellent opportunity for first-time buyers. Having been completely rebuilt in the past couple of years, the property boasts a fresh and modern aesthetic, making it a perfect canvas for your personal touch.

The home features three well-proportioned bedrooms, providing ample space for family living or guest accommodation. The newly fitted first-floor bathroom ensures comfort for all residents. On the ground floor, you will find two inviting reception rooms that offer versatility for relaxation and entertaining. The newly installed kitchen, along with a convenient utility room, enhances the practicality of the home, making daily tasks a breeze.

Location is key, and this property does not disappoint. Situated just minutes from the town centre, you will have easy access to a variety of shops, cafes, and amenities. Additionally, the nearby bus and train stations make commuting straightforward, while local schools are within close proximity, catering to families with children.

With no onward chain, this property is ready for you to move in and make it your own. Whether you are looking to start your journey as a homeowner or seeking a sound investment, this house in Graigwen is an opportunity not to be missed.

Entrance Hall



Half glazed entrance door, radiator, staircase to first floor.

Lounge 11'1" x 10'11" (3.39 x 3.34)



Double glazed window to front, radiator.

Living Room 11'1" x 10'9" (3.38 x 3.29)



Double glazed window to rear, radiator, understairs storage cupboard.

Kitchen 9'2" x 7'5" (2.81 x 2.28)




Newly fitted, contemporary kitchen, fitted with white gloss base and wall cupboards, stainless steel sink unit, ceramic hob and electric oven with extractor hood above, space for fridge/freezer, radiator, double glazed window and half glazed door to side.

Utility Room 9'4" x 3'10" (2.85 x 1.17)



Wall mounted gas combination boiler, space for washing machine and tumble drier, radiator, double glazed window to rear.

First Floor Landing



Attic access.

Bedroom 1 12'6" x 9'2" (3.83 x 2.81)



Double glazed window to front, radiator.

Bedroom 2 9'6" x 9'1" (2.92 x 2.78)



Double glazed window to rear, radiator.

Bedroom 3 9'1" x 5'10" (2.79 x 1.80)



Double glazed window to front, radiator.

Bathroom



Newly fitted three piece suite in white comprising panelled bath, wc, wash hand basin, chrome heated towel rail, double glazed window to rear.

Outside

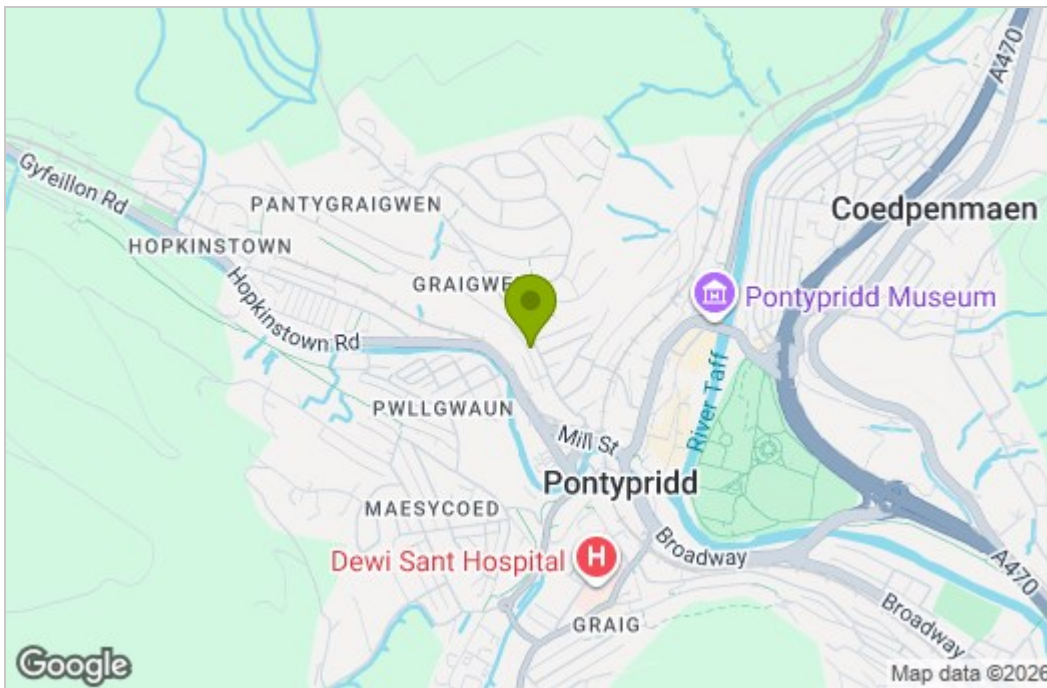


Rear courtyard with lane access.

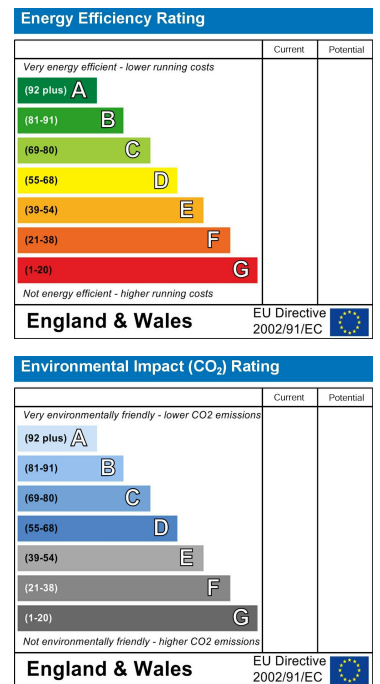
Floor Plan



Area Map



Energy Efficiency Graph



These particulars, whilst believed to be accurate are set out as a general outline only for guidance and do not constitute any part of an offer or contract. Intending purchasers should not rely on them as statements of representation of fact, but must satisfy themselves by inspection or otherwise as to their accuracy. No person in this firm's employment has the authority to make or give any representation or warranty in respect of the property.

22 Market Street, Pontypridd, CF37 2ST

Tel: 01443 404093 Email: pontypridd@hoskinsjohnson.co.uk www.hoskinsjohnson.co.uk