



Moorsfield, Clutton, Bristol , BS39 5SR

£410,000

- **Extended Family Home**
- **Private Enclosed Rear Garden**
- **Additional Downstairs Shower Room**
- **NO ONWARD CHAIN**
- **Energy Rating - C**
- **Four Spacious Bedrooms**
- **Driveway Parking**
- **Modernised Throughout**
- **Council Tax Band - B**
- **Close Commuting Distance To The City Of Bath**

OFFERED TO MARKET WITH NO ONWARD CHAIN

Beautifully presented and thoughtfully extended, this charming home is ideally located in the heart of the village and offers a stylish, light-filled interior throughout. The current owners have carefully transformed the property into a warm and welcoming space.

The accommodation begins with an inviting entrance porch opening into a beautifully presented hallway, which draws you effortlessly through to the recent rear extension. This impressive space forms a generous and well-proportioned kitchen/dining room, boasting in natural light from two Velux windows and enhanced by bi fold doors that open directly onto the rear garden. The lounge provides a stylish yet cosy retreat, centred around a log burner that serves as a striking focal point. A well-appointed utility room and a contemporary shower room complete the ground floor.

Upstairs, four well-proportioned and beautifully presented bedrooms offer flexible accommodation for families or those working from home, all served by a modern and stylish family bathroom.

Externally, the property is approached via a private driveway providing off-street parking. The sunny rear garden has been designed with ease of maintenance in mind, predominantly laid to patio and featuring a raised seating area, perfect for outdoor dining, along with a garden shed and a rear gate providing direct access to the recreation ground.

A superb opportunity to acquire a turnkey home in a highly desirable village setting.

Kitchen/Dining Room 21'5" x 19'5" (6.54 x 5.93)

Reception Room 16'6" x 9'10" (5.04 x 3.02)

Bedroom One 13'6" x 10'9" (4.14 x 3.3)

Bedroom Two 16'7" x 8'11" (5.07 x 2.73)

Bedroom Three 13'6" x 8'2" (4.13 x 2.51)

Bedroom Four 9'10" x 8'7" (3.02 x 2.62)

Bathroom

Shower Room



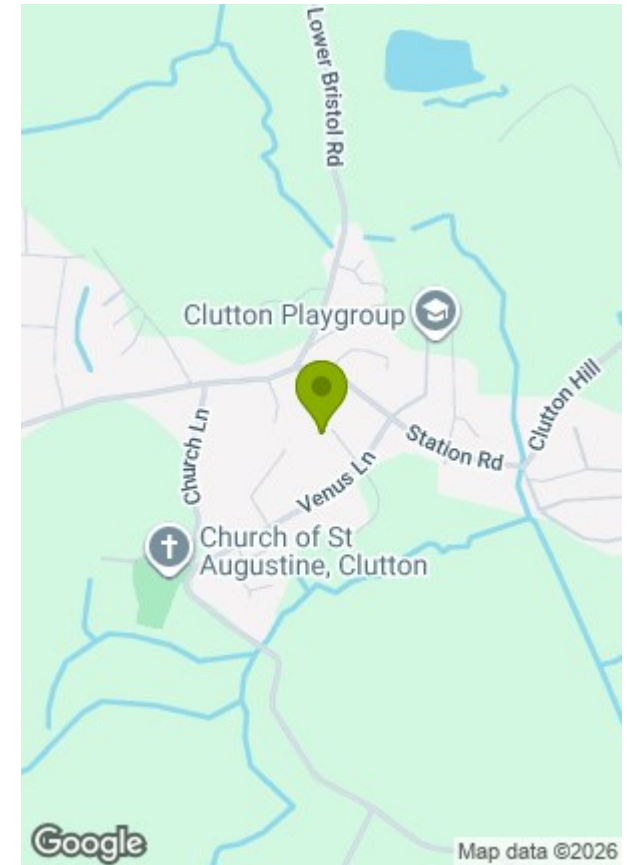


Moorsfield, Clutton, Bristol, BS39

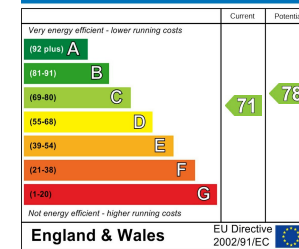
Approximate Area = 1350 sq ft / 125.4 sq m
For identification only - Not to scale



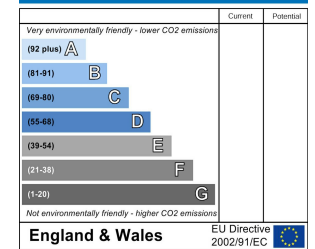
Floor plan produced in accordance with RICS Property Measurement Standards incorporating International Property Measurement Standards (IPMS2 Residential). © nichecom 2026. Produced for Barons Property Centre. REF: 1403346



Energy Efficiency Rating



Environmental Impact (CO₂) Rating



These particulars, whilst believed to be accurate are set out as a general outline only for guidance and do not constitute any part of an offer or contract. Intending purchasers should not rely on them as statements of representation of fact, but must satisfy themselves by inspection or otherwise as to their accuracy. No person in this firm's employment has the authority to make or give any representation or warranty in respect of the property.