



Ivy Close, Pinner, HA5 1PU

Offers Over £770,000

Located in this highly desirable cul-de-sac of Ivy Close, Eastcote, this semi-detached house presents a remarkable opportunity for those seeking a project to create their dream home. Boasting three spacious bedrooms and two reception rooms, this property offers ample living space for families whilst offering further superb extension potential (STPP). The property does require complete remodernisation but is set on an extremely large plot with a large rear garden & is located in this sought-after cul-de-sac ideally situated for Eastcote station.

VIEWING ESSENTIAL!

ENTRANCE PORCH

FRONT DOOR TO :

ENTRANCE HALLWAY

LOUNGE 13'10" x 13'9" (4.24 x 4.21)



BEDROOM ONE 13'9" x 11'11" (4.2 x 3.65)



BEDROOM TWO 12'5" x 12'4" (3.79 x 3.77)



DINING ROOM 12'5" x 11'7" (3.79 x 3.54)



BEDROOM THREE 11'5" x 8'3" (3.49 x 2.53)



KITCHEN 12'0" x 8'10" (3.67 x 2.71)



FIRST FLOOR LANDING

BATHROOM 8'3" x 6'2" (2.54 x 1.88)




SEPARATE WC

OUTSIDE

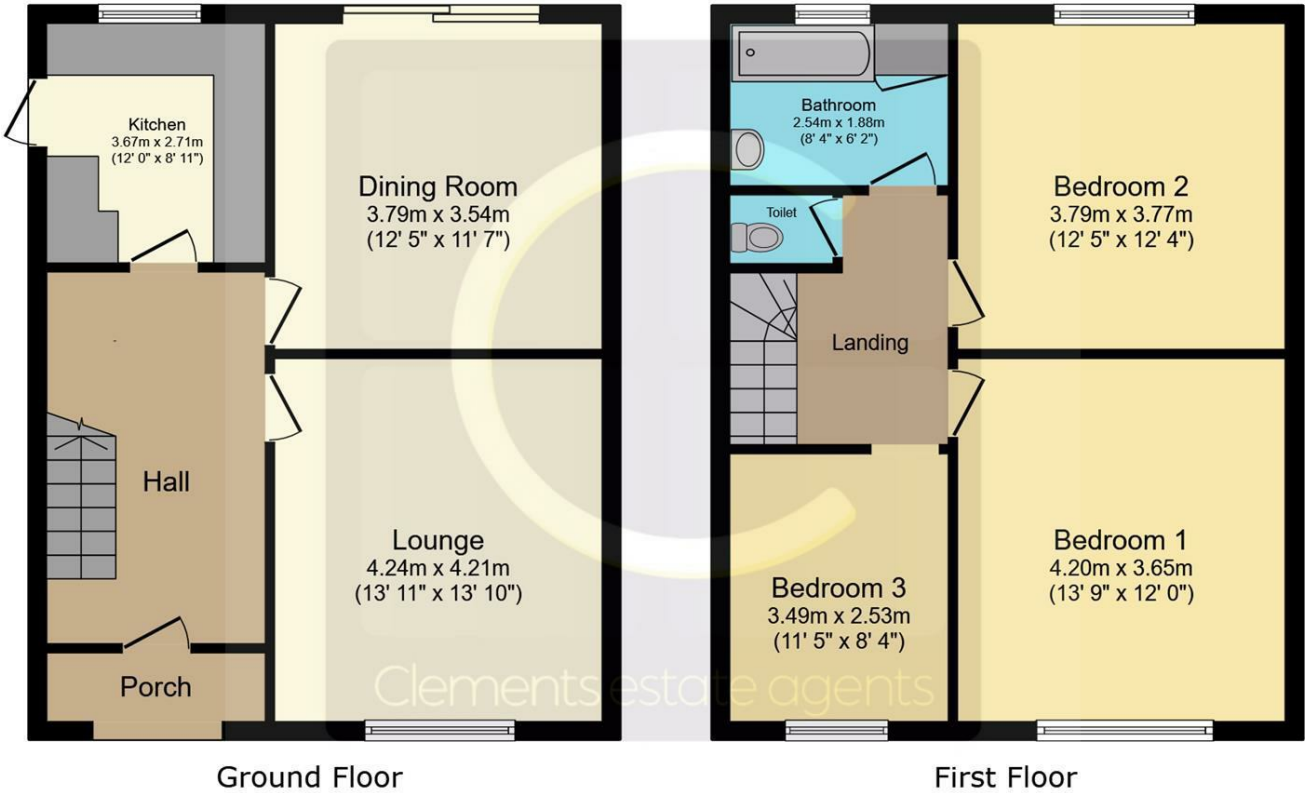


FRONT GARDEN

REAR GARDEN



Floor Plan

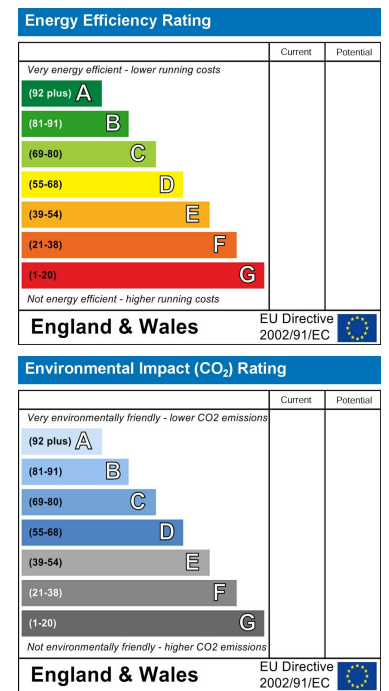


This floor plan is for illustrative purposes only. It is not drawn to scale. Any measurements, floor areas (including any total floor area), openings and orientations are approximate. No details are guaranteed, they cannot be relied upon for any purpose and do not form any part of any agreement. No liability is taken for any error, omission or misstatement. A party must rely upon its own inspection(s). Powered by www.Propertybox.io

Area Map



Energy Efficiency Graph



These particulars, whilst believed to be accurate are set out as a general outline only for guidance and do not constitute any part of an offer or contract. Intending purchasers should not rely on them as statements of representation of fact, but must satisfy themselves by inspection or otherwise as to their accuracy. No person in this firm's employment has the authority to make or give any representation or warranty in respect of the property.