




Myton Drive, Shirley, Solihull, B90 1HH

Offers In Region Of £320,000

 2  1  1

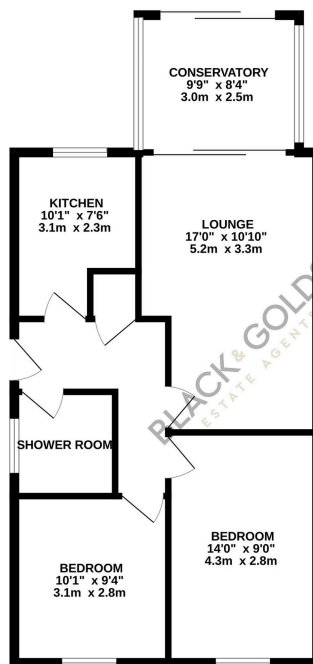


Detached Two Bedroom Bungalow with Conservatory & Garage | Shirley, Solihull

Key Features

- Detached bungalow
- Spacious lounge
- Separate fitted kitchen
- Single-storey living throughout
- Two bedrooms
- Conservatory providing additional living space
- Shower room
- Ideal for downsizers, owner-occupiers or investors

GROUND FLOOR
650 sq.ft. (60.4 sq.m.) approx.



TOTAL FLOOR AREA - 650 sq.ft. (60.4 sq.m.) approx.

Whilst every attempt has been made to ensure the accuracy of the floorplan contained here, measurements of doors, windows, rooms and any other items are approximate and no responsibility is taken for any error, omission or mis-statement. This plan is for illustrative purposes only and should be used as such by any prospective purchaser. The services, systems and appliances shown have not been tested and no guarantee is given as to their operability or efficiency can be given.
Made with Metropac C2026