

## 2 Old School Close - Asking Price £240,000

Feltwell Thetford Norfolk IP26 4EE

**chilterns**

Estate & Letting Agents



*"Consistently providing outstanding service to our clients"*



# Asking Price £240,000

## The Property

Nestled in the charming area of Old School Close, Feltwell, this delightful semi-detached house offers a perfect blend of comfort and modern living. With three well-proportioned bedrooms, this property is ideal for families or those seeking extra space. The layout includes a welcoming reception room, providing a warm and inviting atmosphere for relaxation and entertaining.

The house features two bathrooms, ensuring convenience for all residents and guests. Built in the 2000s, the property benefits from contemporary design and construction, offering a fresh and appealing aesthetic.

For those with vehicles, there is parking available for two cars, adding to the practicality of this lovely home. The location in Feltwell is known for its community spirit and accessibility to local amenities, making it a desirable place to live.


This property presents an excellent opportunity for anyone looking to settle in a peaceful yet vibrant neighbourhood. With its modern features and spacious layout, it is sure to attract interest from a variety of buyers. Do not miss the chance to make this charming house your new home.

## Features


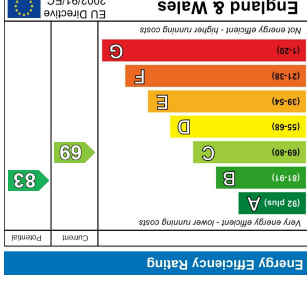
- ENTRANCE HALL
- CLOAKROOM
- LOUNGE
- KITCHEN/DINER
- UTILITY ROOM
- PRINCIPAL BEDROOM WITH EN-SUITE
- 2 FURTHER BEDROOM
- FAMILY BATHROOM
- GARDENS AND PARKING







These sales particulars have been produced as a general guide only and we would draw to your attention that we have not carried out a detailed Survey of the property nor have we tested services, appliances or specific fittings. Whilst measurements and statements given within the details are provided in good faith, their accuracy should not be relied upon. If there are any points about which you may be uncertain or would like further clarification, we would suggest that you telephone this office and speak to our staff who will endeavour to assist you.



Approximate total area  
1000 ft<sup>2</sup>  
92.9 m<sup>2</sup>

(1) Excluding balconies and terraces

Calculations reference the RICS IPMS 3C standard. Measurements are approximate and not to scale. This floor plan is intended for illustration only.

Chilterns Estate Agents  
36 High Street, Brandon, Suffolk, IP27 0AQ  
T: 01842 813466  
E: [brandon@chilternsestateagents.co.uk](mailto:brandon@chilternsestateagents.co.uk)  
[chilternsestateagents.co.uk](http://chilternsestateagents.co.uk)