



Cauldwell

PROPERTY SERVICES



14 Oxhouse Court, Milton Keynes, MK5 7GL

£690,000

A stunning five-bedroom detached family home with, brought to the market in the highly sought-after location of Shenley Brook End. This modern and spacious residence offers versatile living accommodation spread over three floors, making it an ideal home for growing families or those seeking generous living space in a prestigious area.

Upon entering the property, you are welcomed into a bright and spacious entrance lobby, which leads to a well-presented entrance hall, setting the tone for the rest of the home. The ground floor boasts a generous sitting room, perfect for relaxing or entertaining, with large windows allowing for an abundance of natural light. There is a separate dining room, ideal for family meals and formal gatherings, as well as a study, offering the perfect home office space.

The modern kitchen/breakfast room is well-appointed with a range of fitted units, ample worktop space, and integrated appliances, making it a functional and stylish area for cooking and dining. The utility room provides additional storage and laundry facilities, while a downstairs cloakroom completes the ground floor.

On the first floor, you will find four well-proportioned bedrooms, including a spacious bedroom with an ensuite shower room. The remaining bedrooms are all of a good size and share access to a modern 4 piece family bathroom, fitted with quality fixtures and fittings.

ENTRANCE PORCH

Entrance door. Door to entrance hall. Skimmed ceiling.

ENTRANCE HALL

Doors to all rooms. Radiator. Coving to skimmed ceiling.

CLOAKROOM

Two piece suite comprising low level wc and wash hand basin. Splash back tiling. Radiator. Frosted double glazed window to side. Skimmed ceiling. Splash back tiling.

STUDY 9'8" x 7'0" (2.95 x 2.15)

Double glazed window to front. Radiator. Coving to skimmed ceiling.

LIVING ROOM 15'2" x 12'3" (4.63 x 3.75)

Double glazed window to front. Two radiators. Coving to skimmed ceiling. Fireplace and surround. Double internal doors to dining room.

DINING ROOM 9'11" x 10'11" (3.03 x 3.35)

Sliding double glazed door to rear. Radiator. Coving to skimmed ceiling. Door to kitchen/breakfast room.

KITCHEN/BREAKFAST ROOM 11'5" x 10'10" (3.49 x 3.32)

Fitted with a range of wall and base units with worksurfaces incorporating one and half bowl sink drainer unit. Built in double oven and five ring hob with extractor. Space for fridge freezer. Built in dishwasher. Splash back tiling. Double glazed window to rear. Under unit lighting. Radiator. Door to utility room.

UTILITY ROOM 7'11" x 5'5" (2.42 x 1.66)

Fitted with base units and roll top worksurface incorporating stainless steel sink drainer. Plumbing for washing machine. Splash back tiling. Wall mounted condensing gas boiler. Radiator. Space for tumble dryer. Splash back tiling. Double glazed window to side and double glazed door to rear. Radiator. Skimmed ceiling. Extractor. Door to understairs pantry/storage cupboard.

FIRST FLOOR LANDING

Stairs to second floor landing. Airing cupboard housing water tank. Skimmed ceiling.

BEDROOM TWO 14'0" x 10'9" (4.29 x 3.29)

Double glazed window to front. Radiator. Skimmed ceiling. Double door built in cupboard. Door to ensuite.

ENSUITE

Three piece suite comprising tiled shower cubicle with wall mounted shower, low level wc and wash hand basin. Heated towel rail. Part tiled walls. Skimmed ceiling. Extractor. Frosted double glazed window to front.

BEDROOM THREE 10'11" x 10'9" (3.34 x 3.30)

Double glazed window to front. Radiator. Skimmed ceiling.

BEDROOM FOUR 11'2" x 10'9" (3.41 x 3.29)

Double glazed window to rear. Radiator. Skimmed ceiling.

BEDROOM FIVE 9'11" x 8'1" (3.04 x 2.47)

Double glazed window to rear. Radiator. Skimmed ceiling.

BATHROOM

Four piece suite comprising panelled bath, wash hand basin low level wc and shower cubicle with wall mounted shower. Heated towel rail. Part tiled walls. Extractor. Frosted double glazed window to rear. Skimmed ceiling.

SECOND FLOOR LANDING

Door to bedroom five. Skimmed ceiling. Sky light. Eaves storage. Double glazed sky light to rear.

PRIMARY BEDROOM 14'10" x 12'11" (4.54 x 3.96)

Restricted head height to sides.

Dual aspect with two double glazed sky lights to front and two double glazed sky light to rear, all with blackout blinds. Two double door built in cupboard. Radiator. Door to ensuite.

ENSUITE

Four piece suite comprising tiled shower cubicle with wall mounted shower, jacuzzi bath with central mixer tap and shower attachment, low level wc and wash hand basin in vanity surround. Tiled walls and flooring. Skimmed ceiling. Inset lighting. Extractor. Heated towel rail. Double glazed sky light to front.

REAR GARDEN

Enclosed and laid to lawn with mature tree flower and shrub borders. Wooden fence surround. Outside tap. Side lawned garden with scope for extending subject to planning permissions. Garden gate to front.

DETACHED DOUBLE GARAGE

Double up and over doors and door to rear garden. Power and light. Additional roof storage. Double width driveway to front.

FRONT GARDEN

Path to front door with storm porch over.

All measurements are approximate. The mention of appliances and/or services within these sales particulars does not imply that they are in full efficient working order. Please note that any services, heating systems or appliances have not been tested and no warranty can be given or implied as to their working order. MORTGAGE & FINANCIAL - The Mortgage Store can provide you with up to the


minute information on all available rates. To arrange an appointment, telephone this office **YOUR HOME IS AT RISK IF YOU DO NOT KEEP UP REPAYMENTS ON A MORTGAGE OR OTHER LOANS SECURED ON IT.** Full quotation available on request. A suitable life policy may be required. Loans subject to status. Minimum age 18.

The above details have been submitted to our clients but at the moment have not been approved by them and we therefore cannot guarantee their accuracy and they are distributed on this basis. Please ensure that you have a copy of our approved details before committing yourself to any expense.

MORTGAGE & FINANCIAL - The Mortgage Store can provide you with up to the minute information on all available rates. To arrange an appointment, telephone this office **YOUR HOME IS AT RISK IF YOU DO NOT KEEP UP REPAYMENTS ON A MORTGAGE OR OTHER LOANS SECURED ON IT.** Full quotation available on request. A suitable life policy may be required. Loans subject to status. Minimum age 18.

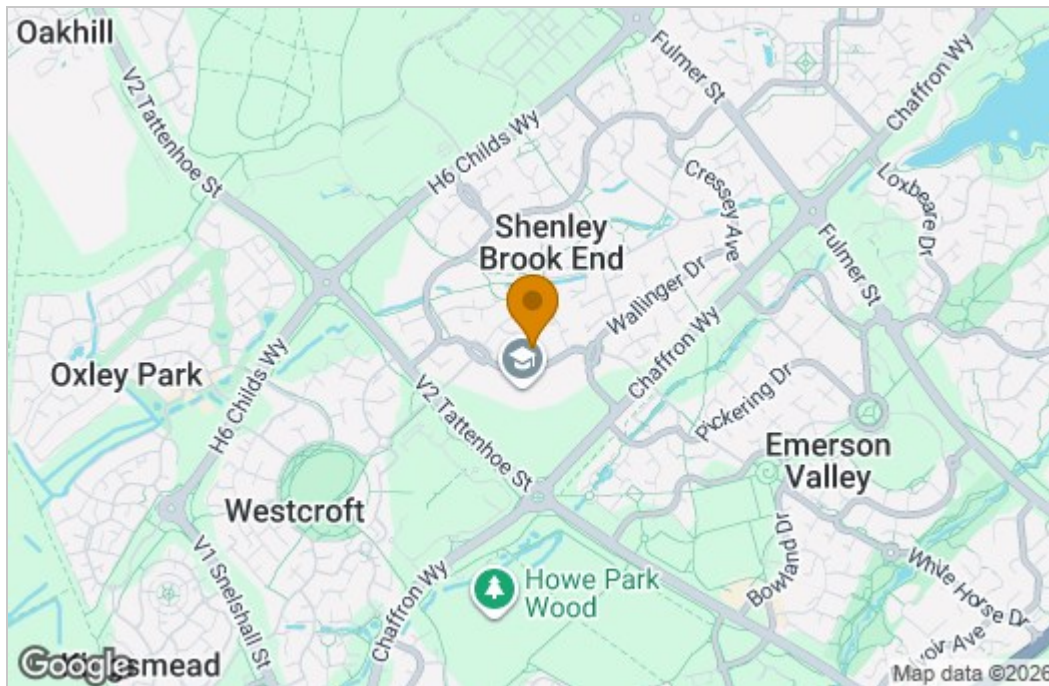
We routinely refer customers to Franklins solicitors, Gough Thorne and The Mortgage Store. It is your decision whether you choose to deal with them, in making that decision, you should know that we receive a referral fee in the region of £80 to £250 for recommending you to them

Floor Plan

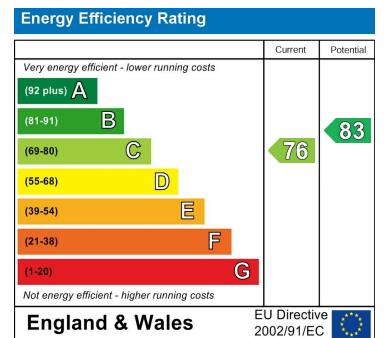


Whilst every attempt has been made to ensure the accuracy of the floorplan contained here, measurements of doors, windows, rooms and any other items are approximate and no responsibility is taken for any error, omission or mis-statement. This plan is for illustrative purposes only and should be used as such by any prospective purchaser. The services, systems and appliances shown have not been tested and no guarantee as to their operability or efficiency can be given.
Made with Metropix ©2025

Area Map



Energy Efficiency Graph



These particulars, whilst believed to be accurate are set out as a general outline only for guidance and do not constitute any part of an offer or contract. Intending purchasers should not rely on them as statements of representation of fact, but must satisfy themselves by inspection or otherwise as to their accuracy. No person in this firm's employment has the authority to make or give any representation or warranty in respect of the property.