



**NESBITT & SONS**  
ESTATE AGENTS



## 186 Lovedean Lane, Waterlooville, PO8 9SF Offers in excess of £450,000

Nestled in the highly sought-after semi-rural location of Lovedean Lane, this charming extended semi-detached bungalow presents an exceptional opportunity for those seeking a tranquil lifestyle. The property boasts two inviting reception rooms, perfect for both relaxation and entertaining, alongside two well-proportioned bedrooms that offer a peaceful retreat.

The bungalow features a thoughtfully designed bathroom, ensuring convenience for everyday living. One of the standout aspects of this property is its rare corner plot, which not only enhances its appeal but also provides potential for further extension or development, subject to the necessary planning permissions.

Surrounding the bungalow are beautiful wrap-around gardens, offering a delightful outdoor space for gardening enthusiasts or those who simply wish to enjoy the fresh air. The extensive driveway is a significant advantage, providing ample off-street parking for multiple vehicles, a rare find in many properties today.

This delightful home is perfect for individuals or families looking to embrace a serene lifestyle while still being within reach of local amenities. With its charming features and potential for further enhancement, this bungalow is a must-see for anyone looking to make Lovedean their home.

Entrance Hallway

Bedroom One 13'8 into bay x 11'3 (4.17m into bay x 3.43m)

Bedroom Two 11'5 x 9'8 into bay (3.48m x 2.95m into bay)

Bathroom 8'8 x 6'5 (2.64m x 1.96m)

Lounge/Diner 16'10 x 16'2 (5.13m x 4.93m)

Kitchen/Breakfast Room 14'1 x 9'7 (4.29m x 2.92m)

Conservatory 14'0 x 12'7 (4.27m x 3.84m)

Downstairs WC

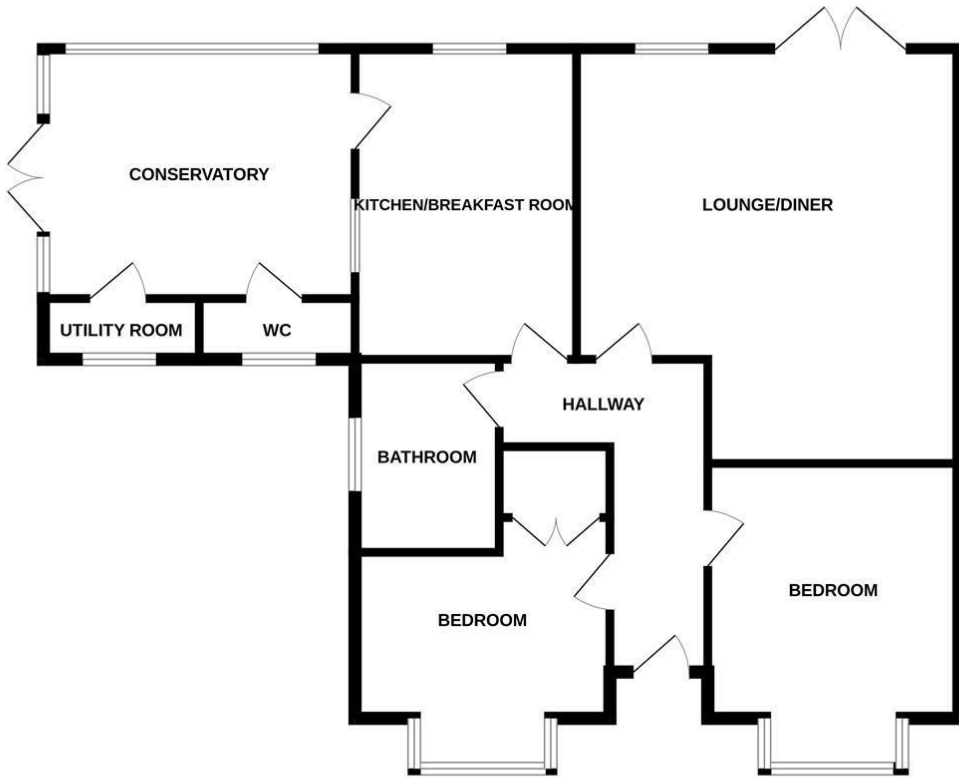
Utility Room

Driveway

Garden

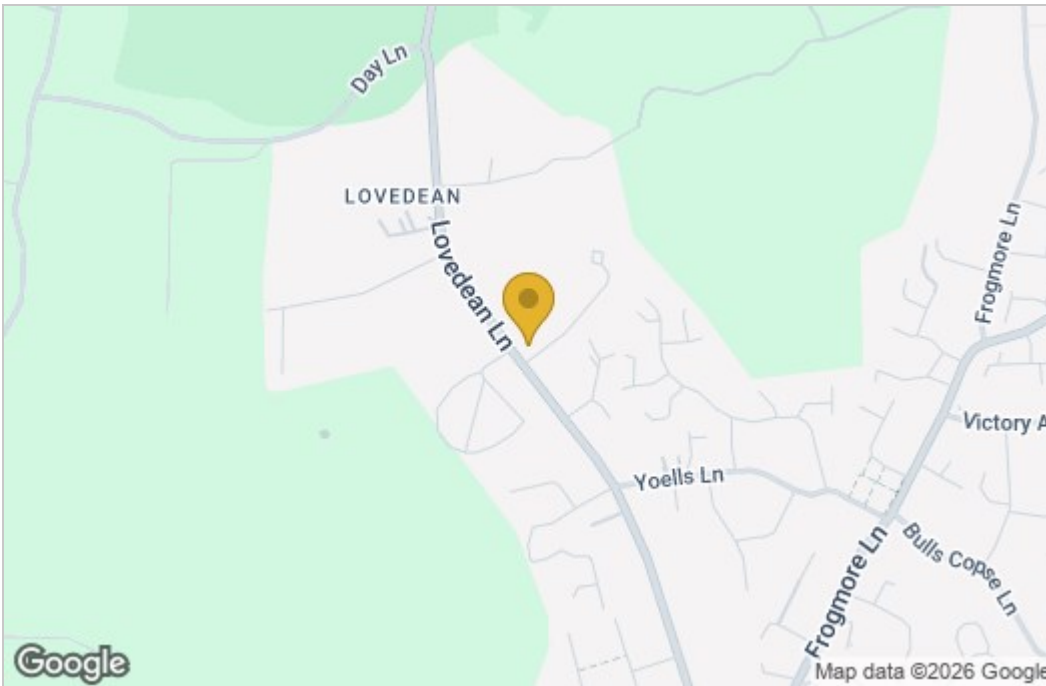
# Floor Plan

GROUND FLOOR  
1026 sq.ft. (95.3 sq.m.) approx.

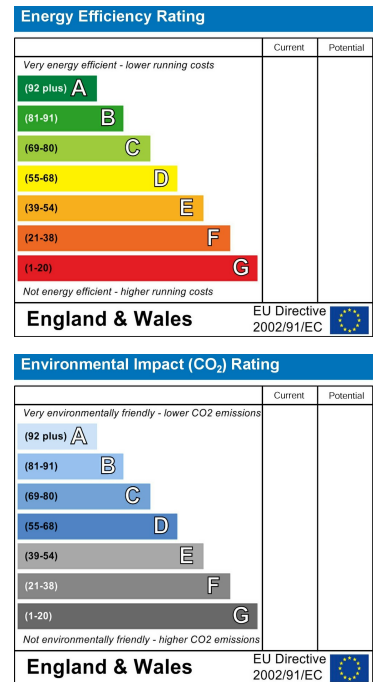


TOTAL FLOOR AREA : 1026 sq.ft. (95.3 sq.m.) approx.  
Whilst every attempt has been made to ensure the accuracy of the floorplan contained here, measurements of doors, windows, rooms and any other items are approximate and no responsibility is taken for any error, omission or mis-statement. This plan is for illustrative purposes only and should be used as such by any prospective purchaser. The services, systems and appliances shown have not been tested and no guarantee as to their speciality or efficiency can be given.  
Made with Metropix ©2026

# Area Map



# Energy Efficiency Graph



These particulars, whilst believed to be accurate are set out as a general outline only for guidance and do not constitute any part of an offer or contract. Intending purchasers should not rely on them as statements of representation of fact, but must satisfy themselves by inspection or otherwise as to their accuracy. No person in this firm's employment has the authority to make or give any representation or warranty in respect of the property.