

est 1979

Jeremy
Leaf & Co.



Manor Park Road, East Finchley, London

£900,000

- 4 bed property with large rear garden
- Completed conversion offering flexible, modern family living
- Ideal for multi generational households or rental income
- Quick commuting via East Finchley Underground (Northern Line)
- Arranged as two bedrooms and one bathroom per floor
- Prime catchment for "Outstanding" rated local schools
- Close To Local Amenities
- Viewings Are Highly Recommended

98 High Road, London, N2 9EB
020 8444 5222

eastfinchley@jeremyleaf.co.uk
<https://www.jeremyleaf.co.uk/>

Manor Park Road, East Finchley, London, N2 0SL

Located on the highly desirable Manor Park Road, this substantial four-bedroom property offers a rare and versatile opportunity for growing families, multi-generational households, or buyers seeking a premium home with built-in income potential.

The property benefits from a fully completed conversion, cleverly configured to offer two bedrooms, a large reception room, a kitchen, and a modern bathroom on each floor. This unique layout is exceptionally well-suited for families wanting to live together while maintaining independent spaces - perfect for older children or elderly relatives. Alternatively, it offers the perfect setup to occupy one floor as your primary home while renting out the other to generate a significant secondary income.

A standout feature of this property is the large, private rear garden, offering a fantastic outdoor oasis for children to play, outdoor dining, and entertaining. Inside, large windows create an exceptionally bright, welcoming atmosphere across both floors.

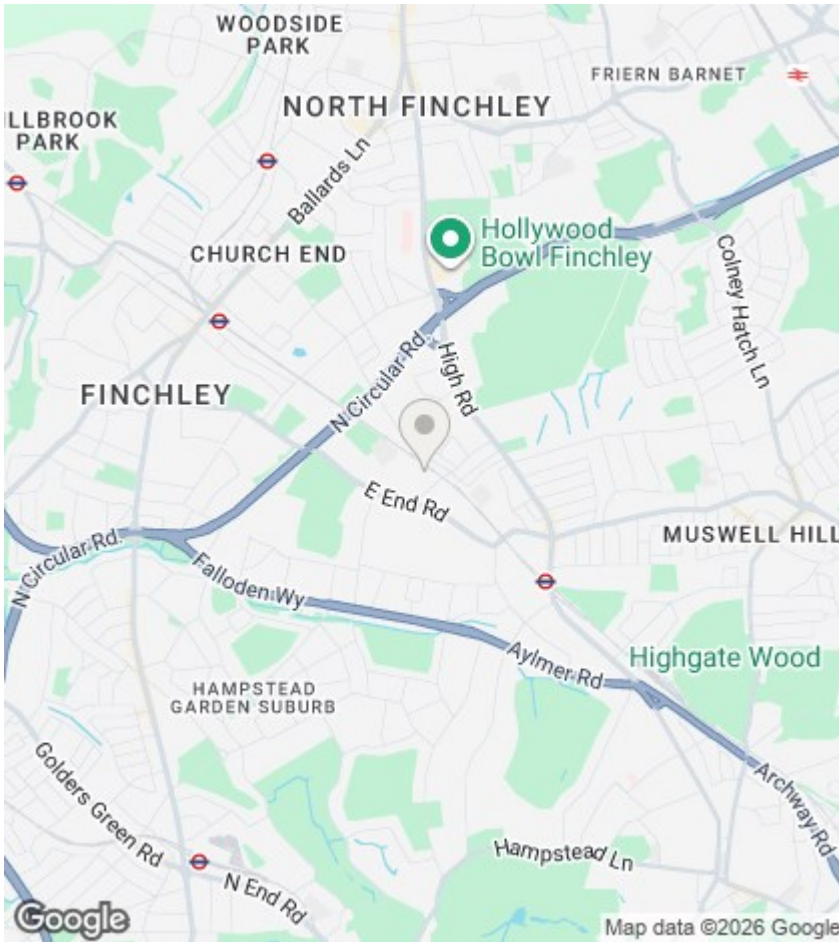
Positioned just off East Finchley High Road, the home is perfectly placed for the area's vibrant independent shops, the historic Phoenix Cinema, and the green open spaces of Cherry Tree Wood. For those commuting, East Finchley Underground provides a direct route into the West End and the City in under 20 minutes. The property also falls within the catchment area for several "Outstanding" rated primary and secondary schools, making it an ideal long-term family investment.



Council Tax Band: E







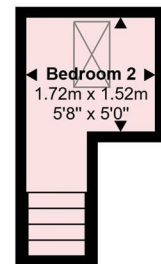
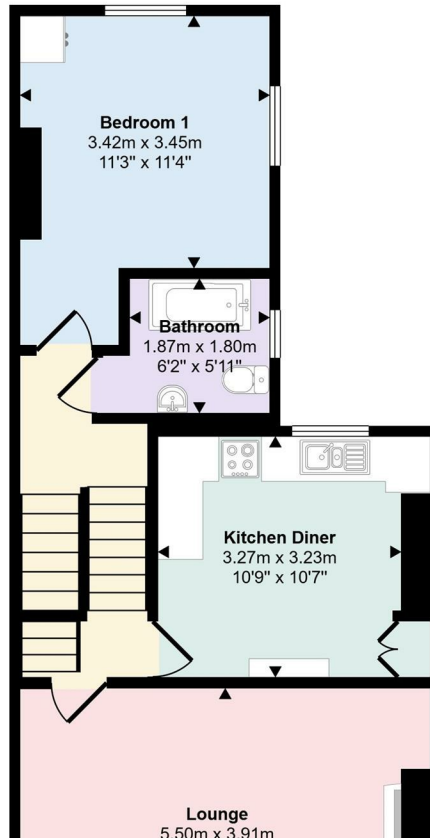
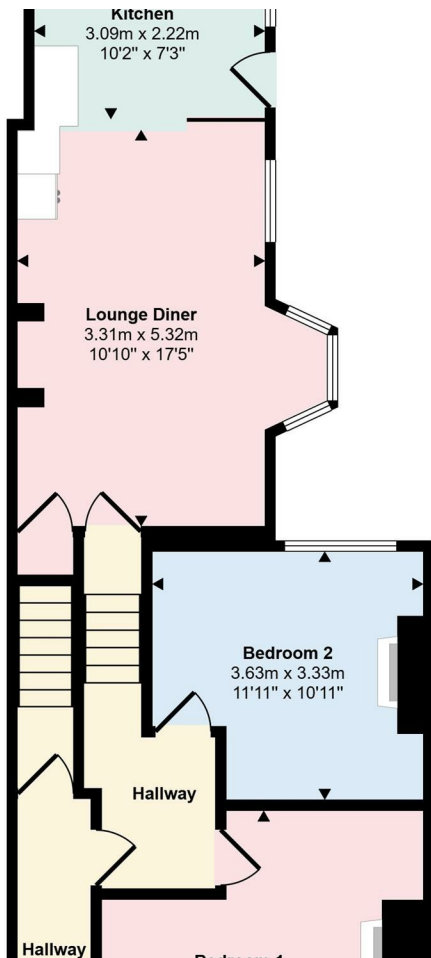
Directions

Viewings

Viewings by arrangement only. Call 020 8444 5222 to make an appointment.

EPC Rating:

Energy Efficiency Rating		Current	Potential
Very energy efficient - lower running costs			
(92 plus) A			
(81-91) B			
(69-80) C			
(55-68) D			
(39-54) E			
(21-38) F			
(1-20) G			
Not energy efficient - higher running costs			
England & Wales		EU Directive 2002/91/EC	



Second Floor
Approx 4 sq m / 43 sq ft