


ANTHONY JAMES MANSER

Residential Sales & Lettings



The Grove Isleworth, TW7 4JS £1,225,000 Freehold Council Tax Band G

Situated on one of Isleworth's premier roads and within a short walking distance of Isleworth station serving Waterloo and a excellent variety of local shops including a Sainsburys and Tesco local. This is a period semi detached home occupying a bold corner position. This property has most attractive white rendered elevations with square bays. There is off street parking for two vehicles. The kerb appeal of this property is more than matched by its impressive interior with original features, modern fittings, beautiful flooring and spacious and well proportioned accommodation. The entrance hallway is stunning with a period black and white tiled floor, leading to a large and impressive kitchen with a range of modern fitted units. There is ample space to entertain and eat. The two reception rooms are interconnecting with matching square bay windows. The front bay has double glazed windows, the rear bay with double glazed casement doors to the garden. There are feature fireplaces and a gorgeous arch that separates the two rooms. Accessed from the hallway is a cellar, ideal for wine and a WC with wash hand basin. The first floor provides bedrooms of impressive size and dimensions and a excellent choice for your principal bedroom. I would refer you to the floor plan. There are four bedrooms together with a family bedroom and en suite. There is a balcony to one of the rear bedrooms. The top floor affords a independent suite which could be used as your principal bedroom and includes a shower room with WC. To the rear of the property is a large and well maintained rectangular garden, mainly laid to lawn with planted borders. There is a very useful side access for storage. To view please contact the owners agent.

- Situated on one of Isleworths Premier Roads
- A Beautiful Semi Detached Home Occupying a Bold Corner Position
- Most Attractive White Rendered Elevations with Square Bays
- Stunning Entrance Hallway with Black and White Tiled Floor
- Large and Impressive Fitted Kitchen with Breakfast Area
- Spacious Reception Rooms with Double Glazed Casement Doors to Garden
- First Floor Providing 4 Bedrooms, Family Bathroom and En Suite
- Top Floor with Principal Bedroom & En suite
- Large Rectangular Garden with Planted Borders
- Off Street Parking for Two Cars

Viewing

Please contact our Sales on 020 8847 0488 if you wish to arrange a viewing appointment for this property or require further information.



5



3



2

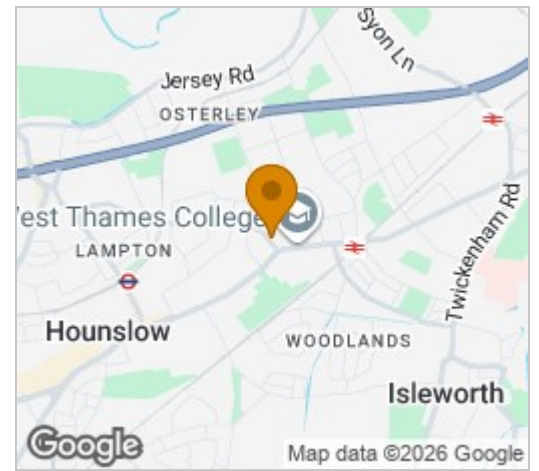


D

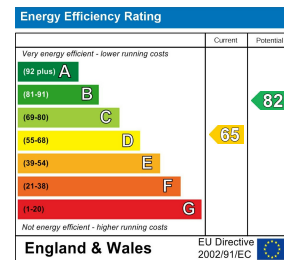
Floor Plan



Area Map



Energy Efficiency Graph



These particulars, whilst believed to be accurate are set out as a general outline only for guidance and do not constitute any part of an offer or contract. Intending purchasers should not rely on them as statements of representation of fact, but must satisfy themselves by inspection or otherwise as to their accuracy. No person in this firm's employment has the authority to make or give any representation or warranty in respect of the property.