




## Braiseworth Road, Braiseworth, Eye

Guide Price £1,350,000

 5  5  3



This exceptional property, was individually built and designed in 2013/2014, offering a truly unique and spacious layout spanning over 4600sqft. Every detail of the design and construction has been meticulously planned to maximise the use of space and create versatile yet well-proportioned rooms, all showcasing breathtaking views of the beautiful countryside. One cannot help but notice the impressive bespoke kitchen, a standout feature in itself. The bi-folding doors from the kitchen, main reception room and sitting room all seamlessly connect the interior to a spacious, sun-drenched terrace, perfect for both family living and entertaining. Being of SIP construction with a high EPC rating the property is exceptionally well insulated, heated by an energy-efficient air source heat pump, with underfloor heating at ground floor level and radiators on the upper floors. Additionally, the property boasts ten solar panels, resulting in reduced energy consumption and has CAT 6 capability.

- 1.38 acres (sts)
- 2 cart lodges
- 5/6 bedrooms & 4 en-suites
- Freehold
- Approx 4,600 sq ft
- Beautiful far reaching rural views
- Traquil & secluded position
- Council Tax Band F

