



Susan Payne
PROPERTY

PROUDLY PRESENT FOR SALE

4, Abbots Close

Ryde, Isle of Wight PO33 4EP



£565,000
FREEHOLD



Offered for sale chain-free, this delightful, detached bungalow benefits from three double bedrooms, spacious accommodation, as well as wrap-around gardens and a driveway with a garage.

- Spacious, detached bungalow
- Three double bedrooms and two bathrooms
- Convenient for amenities and travel links
- Miles of woodland and coastal walks on the doorstep
- Separate cloakroom and utility room
- Tucked away in a peaceful location
- Beautifully maintained and updated
- Wonderful, sunny wrap-around gardens
- Block paved driveway with a garage
- Offered for sale chain-free

For more information and to arrange a viewing, please contact Susan Payne Property on **01983 566244**.

Preview our newest listings first!
Search on Facebook for:
Susan Payne Property
Home Hunters

rightmove

Zoopla

onTheMarket.com

PrimeLocation



You can also email us at sales@susanpayneproperty.co.uk, visit our website at susanpayneproperty.co.uk or visit us at East Quay, Wootton Bridge, Isle of Wight PO33 4LA. You can also follow us on Facebook, Twitter and Instagram.



Lovingly owned and updated over the last eight years of ownership, this fabulous property offers spacious and naturally light accommodation that benefits from a large entrance hall leading through to the kitchen and utility room, the lounge-diner, two cupboards, a cloakroom, a Jack and Jill bathroom, and three double bedrooms (one with an en-suite). The garden wraps around most of the bungalow and offers sunny and shady spots to sit and enjoy the peaceful surroundings this garden has to offer. A large driveway to the front of the property provides parking for several vehicles, plus there is access to the garage.

4 Abbots Close is a charming property nestled just off Quarr Road, offering the perfect blend of tranquil surroundings and convenient access to nature. The location provides delightful woodland and beach walks, leading you to the renowned Quarr Abbey and along the scenic Ryde Golf Club, home to a fantastic 9-hole course. A short drive will take you to the bustling town of Ryde, where you can enjoy sandy beaches, a wide range of shops, and diverse restaurants. Families will appreciate the proximity to Ryde School, which is just minutes away. For daily needs, the nearby Binstead village offers a Post Office, a general store, a community centre, and a well-rated primary school. The property's location is ideal for those who require easy mainland connections, with high-speed passenger services from Ryde and regular car ferries from Fishbourne, only 10 minutes away. For those who enjoy sailing, Wootton's clubs and river access are close by. Regular bus services also connect the property to other island amenities, passing the nearby Binstead Hill every 15 minutes.

Welcome to 4 Abbots Close

Tucked away at the end of a quiet cul-de-sac, this charming bungalow offers a private and tranquil location with a large driveway to the front of the property. A pathway leads to the open porch and to the front door.

Entrance Hall

This inviting entrance hall offers space to store coats and shoes as well as leading through the bungalow to the rest of the accommodation. A modern wood-effect laminate flooring can be found here which continues through most of the bungalow.

Lounge-Diner

Spacious and naturally light, this fabulous room benefits from bifold doors to the garden, and a window to the side aspect, as well as benefitting from an internal window into the hall and two glazed doors. At the focal point of the room is a wonderful multifuel log burner which creates a lovely atmosphere, particularly in the cooler winter months. There is plenty of space for the whole family, plus there is a large opening leading to a dining area, which provides the new owners with the opportunity to separate the space or leave it open to flow with the living space. The dining space can be accessed from the entrance hall and offers plenty of space for a six-seater dining table.

Kitchen

Benefitting from plenty of cupboard space, this fantastic kitchen offers a range of base and wall cabinets, including integrated appliances such as a dishwasher, an electric oven, and a combi oven. The neutral worktops integrate gas hobs, with an extractor over, as well as a sink and drainer. The kitchen also benefits from a breakfast bar-style top, which offers space for a quick snack or a casual meal. A window to the side offers wonderful views over the garden.

Utility Room

Featuring additional storage space from a base cabinet and wall cabinets, this handy utility room offers under-counter space for two appliances as well as end-of-counter space for a fridge freezer, plus there is a sink and drainer integrated within the neutral worktop. A composite stable door offers access to the garden.

Cloakroom

A necessity for any family home, this handy cloakroom benefits from an obscure glazed window to the rear aspect, a WC, and a wall-mounted hand basin.



Bedroom One

Generously proportioned, this fabulous double bedroom enjoys afternoon sunshine through the window to the front aspect and offers ample space for bedroom furniture. The space leads into an en-suite shower room.

En-Suite

Fully equipped with a corner shower cubicle, a WC, and a hand basin incorporated within a storage unit, this shower room offers plenty of storage as well as a large chrome heated towel rail to keep the room cosy. An obscure glazed window to the rear aspect fill the room with natural light.

Bedroom Two

Fitted with a range of built-in wardrobes, this double bedroom enjoys a window to the rear aspect with views over the garden and also provides access to the Jack and Jill bathroom.

Bedroom Three

Flooded with natural light from the window to the rear aspect, this double bedroom is carpeted like the other two bedrooms and enjoys a woodland theme feature wall.

Jack and Jill Bathroom

Recently fitted with a large shower cubicle, this fabulous shower room offers ample storage as well as a hand basin and a WC. A large chrome heated towel rail warms the room and there is an obscure glazed window to the side aspect.

Garden

Wrapping around most of the property, the garden enjoys sunshine through the day, with three locations to enjoy morning sunshine, midday sunshine, and afternoon/evening sunshine. The largest section of the garden is located to the rear of the property and benefits from a large lawn area dotted with a few mature oak trees, which encourages all sorts of wildlife, including the famous Red Squirrels, which are frequent visitors to the garden. There is a paved patio area located here, which makes the perfect spot for dining al fresco style. To the north side of the property are a couple of sheds, ideal for storage, and an area laid to lawn that enjoys the morning sunshine. On the south side of the property is a lovely, paved area that enjoys the afternoon and evening sunshine, making it an ideal spot for a peaceful afternoon of reading, enjoying the sunshine, or savouring a glass of wine. The garden is fully enclosed and offers access to the front of the property at each side of the bungalow.

Parking

The block-paved driveway offers ample parking for approximately four vehicles, plus there is access to the garage from here.

Garage

Currently utilised for storage, this single garage offers a fantastic opportunity for a workshop space, somewhere to park a vehicle, or offers potential for the new owners to extend into living accommodation (subject to planning). The space is fitted with electricity and lighting.

4 Abbots Close offers a fantastic opportunity to acquire a spacious three-bedroom bungalow with room to make your own and is situated within a peaceful area. A viewing is highly recommended with the sole agent, Susan Payne Property.

Additional Details

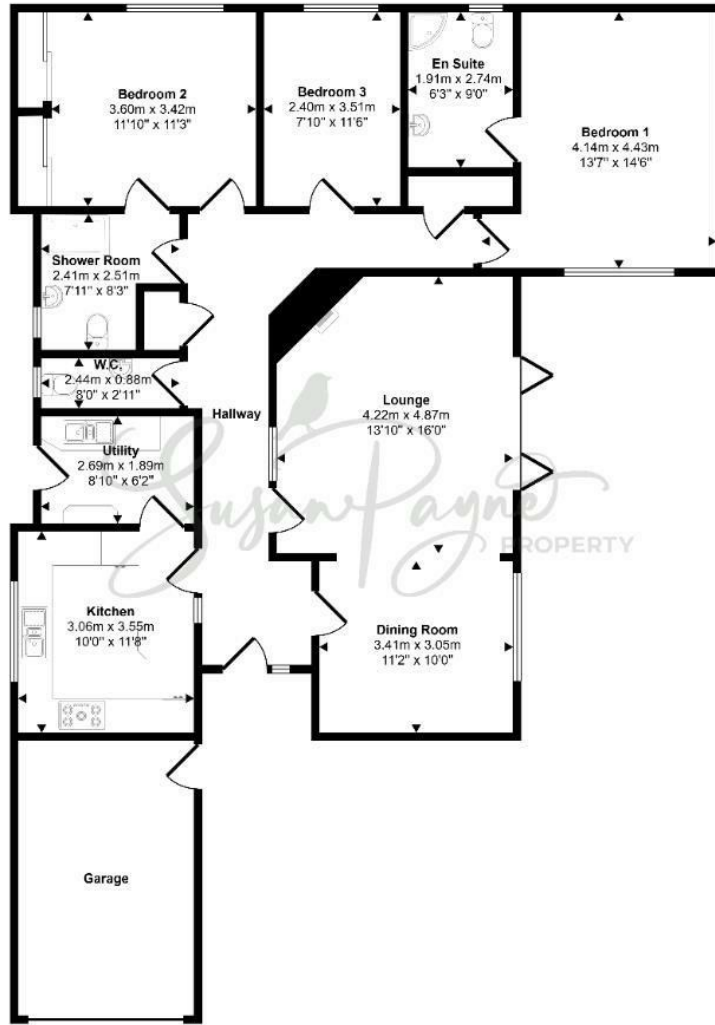
Tenure: Freehold

Council Tax Band: F (approx. £3,685.72 pa – Isle of Wight Council 2025/2026)

Services: Mains water, gas, electricity, and drainage




Approx Gross Internal Area
138 sq m / 1484 sq ft




Floorplan

This floorplan is only for illustrative purposes and is not to scale. Measurements of rooms, doors, windows, and any items are approximate and no responsibility is taken for any error, omission or mis-statement. Icons of items such as bathroom suites are representations only and may not look like the real items. Made with Made Snappy 360.



Energy Efficiency Rating		Current	Potential
Very energy efficient - lower running costs			
(92 plus) A			
(81-91) B			
(69-80) C			
(55-68) D			
(39-54) E			
(21-38) F			
(1-20) G			
Not energy efficient - higher running costs			
England & Wales		EU Directive 2002/91/EC	

Environmental Impact (CO ₂) Rating		Current	Potential
Very environmentally friendly - lower CO ₂ emissions			
(92 plus) A			
(81-91) B			
(69-80) C			
(55-68) D			
(39-54) E			
(21-38) F			
(1-20) G			
Not environmentally friendly - higher CO ₂ emissions			
England & Wales		EU Directive 2002/91/EC	

Agent Notes:

The information provided about this property does not constitute or form part of an offer or contract, nor may it be regarded as representations. All interested parties must verify accuracy and your solicitor must verify tenure/lease information, fixtures and fittings and, where the property has been extended/converted, planning/building regulation consents. All dimensions are approximate and quoted for guidance only and their accuracy cannot be confirmed. Reference to appliances and/or services does not imply that they are necessarily in working order or fit for the purpose. Susan Payne Property Ltd. Company no.10753879.