

28 Juniper Road - Asking Price £220,000

Red Lodge Bury St. Edmunds IP28 8TX

shires
residential



"Consistently providing outstanding service to our clients"

Asking Price £220,000

The Property

Ideal First Home | Two Double Bedrooms | Allocated Parking

Set back from the road, this well-presented two double bedroom mid-terrace home is located in the popular village of Red Lodge, making it an excellent choice for first-time buyers or investors alike.

The ground floor offers a good-sized lounge/diner, providing a versatile space for both relaxing and entertaining, complemented by a useful storage cupboard. The fitted kitchen is well equipped and features a modern Hide & Slide oven. A convenient ground-floor W/C completes the downstairs accommodation.

Upstairs, the property boasts two generous double bedrooms and a family bathroom, all laid out to maximise space and comfort. Externally, the property benefits from an enclosed low-maintenance rear garden, thoughtfully designed with decking and a pergola over, artificial lawn and a useful storage shed, creating an ideal outdoor space for entertaining and everyday enjoyment. The home also benefits from an allocated parking space, adding to its everyday practicality.

With its tucked-away position, well-proportioned rooms, and desirable location, this property represents an ideal first home and early viewing is highly recommended.

Agent's Note:
Please be aware that images of the property may have been digitally enhanced, edited, or staged using artificial intelligence, and may not reflect the current presentation or furnishings.

Features

- TWO DOUBLE BEDROOMS
- MID-TERRACE HOME
- SPACIOUS LOUNGE / DINER WITH STORAGE CUPBOARD
- FITTED KITCHEN WITH HIDE & SLIDE OVEN
- CONVENIENT GROUND FLOOR W/C
- ALLOCATED PARKING SPACE
- WELL PRESENTED THROUGHOUT
- IDEAL FIRST-TIME PURCHASE OR INVESTMENT
- SET BACK FROM THE ROAD
- CALL SHIRES TO VIEW

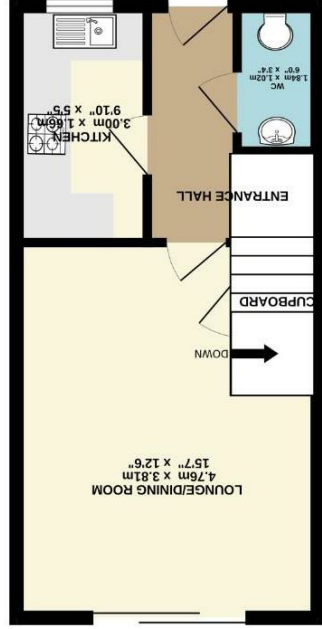




These sales particulars have been produced as a general guide only and we would draw to your attention that we have not carried out a detailed Survey of the property nor have we tested services, appliances or specific fittings. Whilst measurements and statements given within the details are provided in good faith, their accuracy should not be relied upon. If there are any points about which you may be uncertain or would like further clarification, we would suggest that you telephone this office and speak to our staff who will endeavour to assist you.



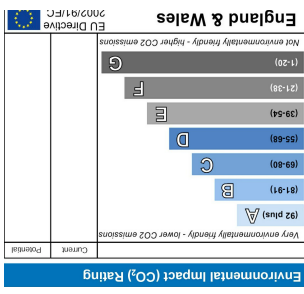

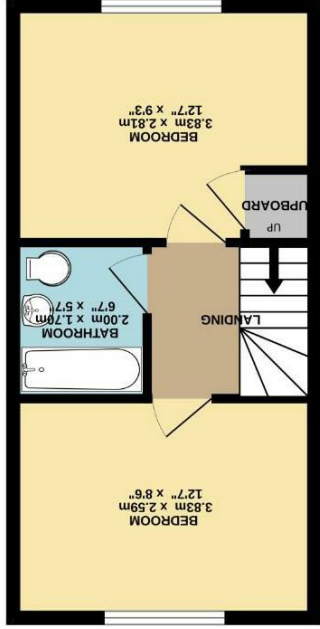
1ST FLOOR



What every attempt has been made to ensure the accuracy of the figures contained here, measurements of doors, windows, rooms and any other items are approximate and should be made as such by any prospective purchaser. The figures shown are approximate and have not been tested and no guarantee is made with respect to their accuracy. The plan is for illustrative purposes only and should be made as such by any prospective purchaser. The figures shown are approximate and have not been tested and no guarantee is made with respect to their accuracy.

TOTAL FLOOR AREA: 64.0 sq.m. (689 sq.ft.) approx.

1ST FLOOR



Shires Residential
 4 New Street, Mildenhall, Suffolk, IP28 7EN
 T: 01638 712132
 E: mildenhall@shiresestateagents.co.uk
 www.shiresresidential.com