

A two-story stone house with a red-tiled roof and a thatched entrance. The house is made of light-colored stone and has white-framed windows. A brick chimney is visible on the roof. The house is surrounded by greenery and a gravel path.

Symonds
& Sampson

1 Rosslyn

Chapel Street, Shipton Gorge, Bridport, Dorset

1 Rosslyn

Chapel Street
Shipton Gorge
Bridport
Dorset DT6 4LX

Three bedroom detached house situated in the popular village of Shipton Gorge with a south west facing garden, garage and driveway.



- No onward chain
- Large south west facing garden
 - Garage and driveway
- Scope for improvement

Guide Price **£350,000**

Freehold

Bridport Sales
01308 422092
bridport@symondsandsampson.co.uk



THE DWELLING

Believed to date back to circa 1990, this three bedroom detached house is situated in the heart of Shipton Gorge and benefits from a garage, driveway and a generous rear garden. Although a well-loved home over the years, the property would now benefit from modernisation throughout and is offered for sale with no onward chain.

ACCOMMODATION

The property is conventionally arranged around an entrance hallway with a cloakroom. The living room is to the front, with a focal point of a feature fireplace equipped with a woodburning stove. The dining room is accessed off here, with sliding doors onto the paved terrace and a serving hatch into the kitchen. The kitchen is fitted with a range of wall and base units with space for appliances.

Upstairs are three bedrooms, two of which are generous doubles with built-in wardrobes. The rooms to the rear have a pleasant outlook over the rear garden. These rooms are served by a family shower room fitted with a white suite.

OUTSIDE

Immediately adjoining the property to the rear is a paved terrace ideal for al fresco dining. Steps lead up to the main body of the garden which would benefit from clearing and

landscaping but is generous in size. The garden leads up a slope which enjoys views at the top. To the side is a garage with storage above and parking in front. The property is set back from the road with a pretty front garden with mature shrubs and plants.

SITUATION

The property lies in the heart of the popular village of Shipton Gorge, which is part of the Bride Valley villages. The village has an active community with pub, church, village hall, village society, walking group etc. Shipton Gorge is just a couple of miles from the World Heritage Site Jurassic coastline and beaches at Burton Bradstock and West Bay. Nearby Bridport has a history of rope-making and offers a variety of independent shops, supermarkets, public houses and restaurants, conveniently placed for Dorchester and Weymouth to the east and Axminster to the west, transport links are good along the A35 and mainline stations at Maiden Newton, Dorchester, Axminster and Crewkerne.

DIRECTIONS

What3words:///extension.shade.crystals

SERVICES

Mains gas, water, electricity and drainage. Electric heating.

Broadband - Superfast speed available.

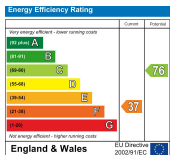
Mobile - There is mobile coverage in the area, please refer to Ofcom's website for more details.

<https://checker.ofcom.org.uk/>

Council Tax Band: D (Dorset Council - 01305 251010)

EPC: F





Rosslyn, Chapel Street, Shipton Gorge, Bridport

Approximate Area = 1106 sq ft / 102.7 sq m

Garage = 165 sq ft / 15.3 sq m

Outbuilding = 165 sq ft / 15.3 sq m

Total = 1496 sq ft / 133.3 sq m

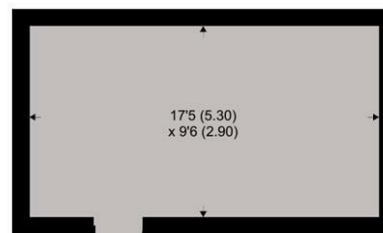
For identification only - Not to scale



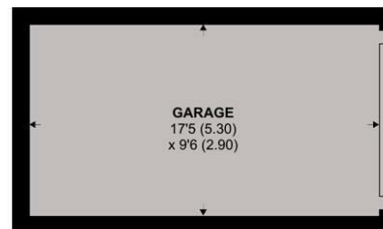
GROUND FLOOR



FIRST FLOOR



OUTBUILDING



GARAGE



Floor plan produced in accordance with RICS Property Measurement 2nd Edition, Incorporating International Property Measurement Standards (IPMS2 Residential). © nichecom 2025. Produced for Symonds & Sampson. REF: 1318629



Bridport/DME/27012026REV



01308 422092

bridport@symondsandsampson.co.uk
Symonds & Sampson LLP
23, South Street,
Bridport, Dorset DT6 3NU



Important Notice: Symonds & Sampson LLP and their Clients give notice that: 1. They have no authority to make or give any representations or warranties in relation to the property. These particulars do not form part of any offer or contract and must not be relied upon as statements or representations of fact. 2. Any areas, measurements or distances are approximate. The text, photographs and plans are for guidance only and are not necessarily comprehensive. It should not be assumed that the properties have all necessary planning, building regulation or other consents and Symonds and Sampson LLP have not tested any services, equipment or facilities. 3. We have not made any investigation into the existence or otherwise of any issues concerning pollution of the land, air or water contamination and the purchaser is responsible for making his/her own enquiries in this regard. 4. The property is sold subject to and with the benefit of all existing wayleaves, easements and rights of way whether public or private, specifically mentioned or not. The vendors shall not be required to define any such rights, privileges or advantages.

SALES | LETTINGS | AUCTIONS | FARMS & LAND | COMMERCIAL | NEW HOMES | PLANNING & DEVELOPMENT