



NO.29 FAIRE ROAD, GLENFIELD, LEICESTERSHIRE, LE3

GUIDE PRICE: £650,000





An Exceptional Executive Home | Design-Led Living at Its Finest. A masterclass in thoughtful extension and refined interior design, this one-of-a-kind executive residence has been meticulously curated by its current owners to create a home of both substance and style. Offering three generous reception rooms, four double bedrooms and a truly breath-taking kitchen-diner, this is modern family living executed to perfection.



SPACE TO LIVE

Reception Rooms

The home offers three beautifully proportioned reception rooms, each designed with both comfort and versatility in mind. Two inviting lounges, both centred around striking log burners, provide warm and characterful retreats — ideal for relaxed evenings or more intimate gatherings. With direct access to the garden from the rear reception room, the layout adapts effortlessly through the seasons, creating spaces that feel equally suited to cosy winter nights and open, sociable summer living.

OPEN PLAN LIVING

Extended Living Kitchen & Utility

Positioned at the rear, the extended kitchen-diner is a true statement space. Exposed oak beams introduce warmth and architectural depth, while sleek cabinetry, expansive work surfaces and integrated appliances ensure everyday practicality. Two sets of bi-folding doors flood the room with natural light, creating a seamless connection to the garden and elevating the home's entertaining appeal. A walk-in pantry, separate utility,







downstairs W/C and access to the 25ft integral garage ensure that functionality sits effortlessly alongside design.

THE PRINCIPAL SUITE

Main Bedroom with Ensuite

The principal suite is a calm and generously proportioned retreat. Thoughtfully arranged to accommodate additional furnishings, the space feels both indulgent and practical.

A well-appointed ensuite continues the home's contemporary aesthetic, delivering comfort and privacy in equal measure.





SWEET DREAMS

Further Bedrooms

Three further double bedrooms complete the first floor, each beautifully presented and generously sized. Their proportions allow flexibility for family life, guest accommodation or home working, without compromise.

Light-filled and immaculately finished, these rooms continue the sense of balance and refinement found throughout the home.

LUXURY FINISH





Bathrooms & Fixtures

Throughout the property, quality is evident in every detail. From carefully selected materials to the precision of the finish, the home has been curated with a consistent and contemporary eye.

The family bathroom, alongside the ensuite, is finished to an exceptional standard — combining clean lines, premium fittings and a timeless aesthetic that complements the

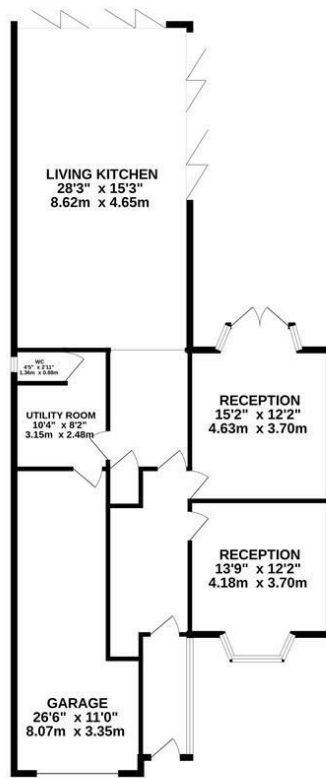


home's overall design.

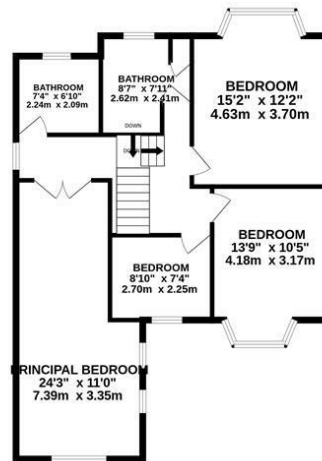
GARDENS

The landscaped rear garden provides a natural extension of the living space. A paved terrace sets the scene for entertaining, while the expansive lawn offers room for both relaxation and recreation, framed by mature planting for privacy and year-round interest. To the front, secure electric gates open onto private parking for four vehicles, reinforcing the home's sense of exclusivity and executive presence.

GROUND FLOOR
1311 sq.ft. (121.8 sq.m.) approx.



1ST FLOOR
821 sq.ft. (76.3 sq.m.) approx.



TOTAL FLOOR AREA: 2132 sq.ft. (198.0 sq.m.) approx.

Whilst every attempt has been made to ensure the accuracy of the floorplan contained here, measurements of doors, windows, rooms and any other items are approximate and no responsibility is taken for any error, omission or mis-statement. This plan is for illustrative purposes only and should be used as such by any prospective purchaser. The services, systems and appliances shown have not been tested and no guarantee as to their operability or efficiency can be given.
Made with Metropix ©2022

Key Features:



REZIDE



4



2



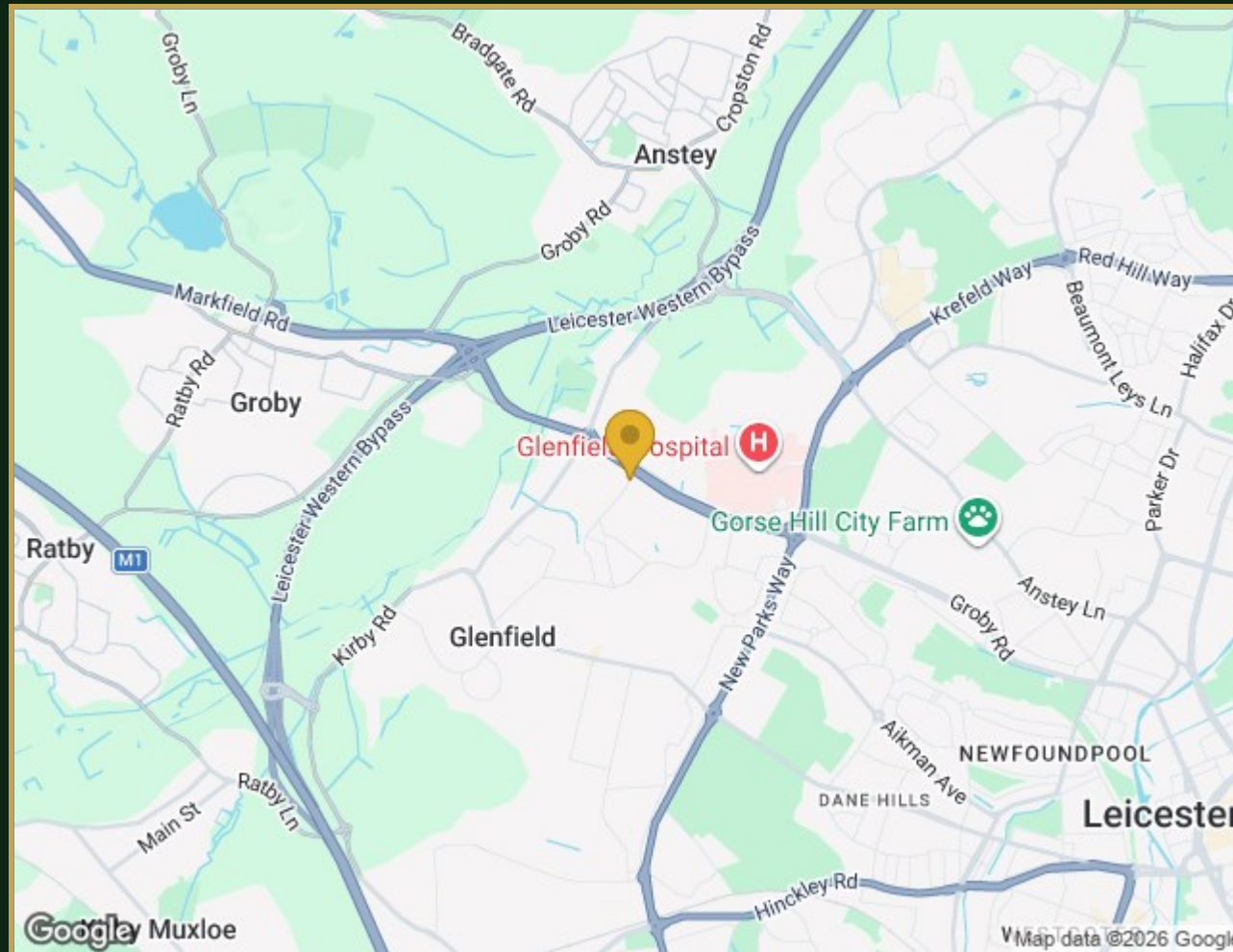
2



2132.00 sq ft

Energy Efficiency Rating		Environmental Impact (CO ₂) Rating			
	Current	Potential		Current	Potential
Very energy efficient - lower running costs			Very environmentally friendly - lower CO ₂ emissions		
(92 plus) A			(92 plus) A		
(81-91) B			(81-91) B		
(69-80) C			(69-80) C		
(55-68) D			(55-68) D		
(39-54) E			(39-54) E		
(21-38) F			(21-38) F		
(1-20) G			(1-20) G		
Not energy efficient - higher running costs			Not environmentally friendly - higher CO ₂ emissions		
England & Wales	EU Directive 2002/91/EC		England & Wales	EU Directive 2002/91/EC	

Property Location



29 Faire Road, Glenfield, Leicestershire, LE3 8EE, LE3 8EE