



## 4 Ventnor Close, Eastbourne, BN23 8EB

Price Guide £225,000



CASH BUYERS ONLY. NOW IN NEED OF EXTENSIVE MODERNISATION - is this LINK DETACHED TWO BEDROOM home with a SITTING ROOM and KITCHEN to the ground floor with TWO BEDROOMS and a BATHROOM to the first. Enclosed GARDENS to the rear with a GARAGE and DRIVEWAY to the front. OFFERED CHAIN FREE.

Conveniently located in North Langney, the property is close to local schools and nearby shops, which are all within walking distance. Langney shopping centre and Stone Cross Village amenities are also within a quarter of a mile with both road and rail links readily available..



ENTRANCE PORCH

Entrance porch with leaded light glazed windows either side of the UPVC entrance door, access into the lobby, wooden and glazed door into the sitting room.

SITTING ROOM

19'9 x 9'9 min (6.02m x 2.97m min)  
Two radiators, dual aspect with UPVC double glaze windows to the front elevation and double opening French doors overlooking and giving access to the rear gardens, under stairs storage cupboard, further storage cupboard, archway to the kitchen.

KITCHEN

8'6 x 6'0 (2.59m x 1.83m)  
With a range floor standing and wall mounted units with worktop space, inset sink unit and mixer tap, space for appliances, UPVC double glazed window to the rear elevation, eyelevel oven, space for a hob.

FIRST FLOOR

Staircase rising to the first floor, window to the side elevation, loft access, airing cupboard, doors off both bedrooms and bathroom.

BEDROOM 1

10'1 x 9'5 (3.07m x 2.87m)  
UPVC double glazed window to the front elevation, range of fitted furniture and recessed wardrobes.

BEDROOM 2

10'0 x 6'2 (3.05m x 1.88m)  
UPVC double glazed window to the rear elevation, radiator, wardrobe with mirrored doors.

BATHROOM

6'1 x 6'1 (1.85m x 1.85m)  
Suite comprising of a bath with a shower attachment, low level WC, pedestal wash hand basin, tiling to walls, double glazed patterned window to the rear elevation.

GARDENS

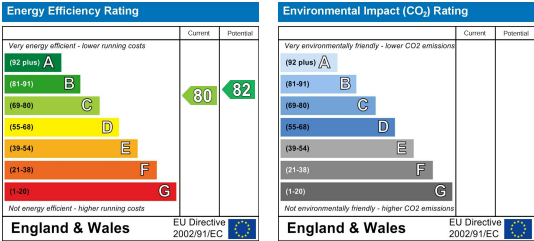
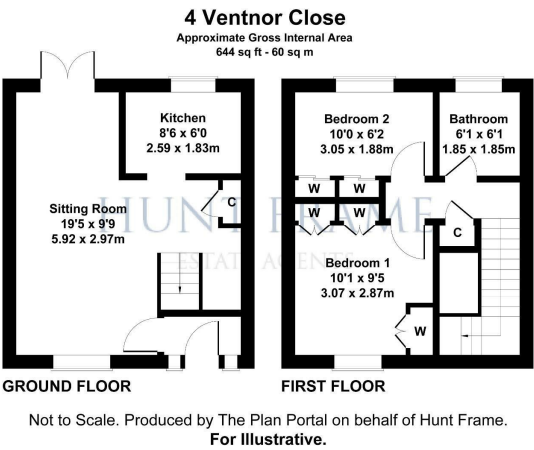
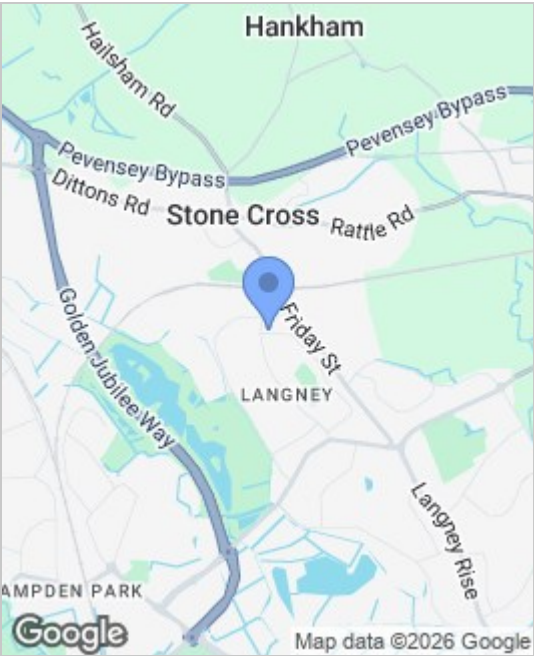
Fenced enclosed boundaries, mostly laid to lawn, personal door to the garage, the front gardens are mostly paved with a small display area.

GARAGE & DRIVEWAY

Driveway parking, access to the attached garage with up and over door.

AGENTS NOTE:

We are given to understand that the solar panels on the property are leased, the term remaining is approximately 14 years, the early termination charges are likely to be in the region of £10,000 to £12,000, we believe the lease can be reassigned but detailed information will need to be sought from the company that manages the lease.



These particulars, whilst believed to be accurate are set out as a general outline only for guidance and do not constitute any part of an offer or contract. Intending purchasers should not rely on them as statements of representation of fact, but must satisfy themselves by inspection or otherwise as to their accuracy. No person in this firms employment has the authority to make or give any representation or warranty in respect of the property.