



**jordan fishwick**

34A Knutsford Road, SK9 7SF  
Guide Price £475,000

# Knutsford Road Alderley Edge

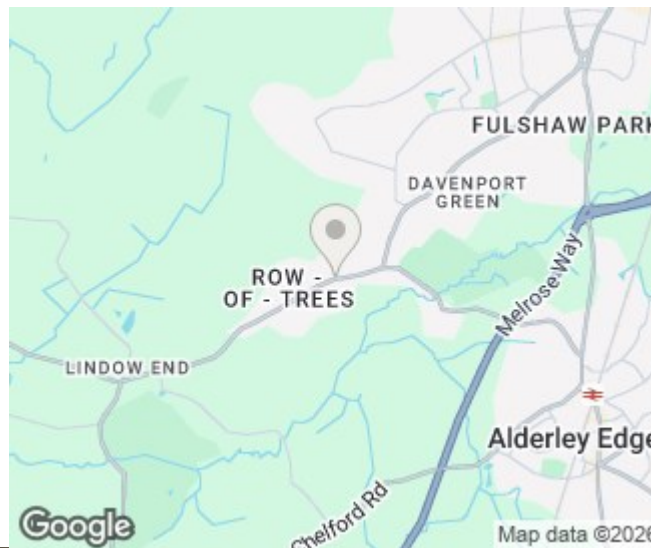
Guide Price £475,000



An attractive three bedroom townhouse with en suite set within a select development constructed by Mclean Homes. The property is almost equal distance between the centres of Alderley Edge and Wilmslow offering well balanced accommodation set across three floors. Both Wilmslow and Alderley Edge centres offer a wide range of amenities, which include a number of local shopping facilities, bars and restaurants. Wilmslow train station offers a direct service to London Euston and Manchester City centre and the location caters for many different needs. Within a 10 minute drive away there are many additional amenities such as fitness centres, golf courses, Marks and Spencer and John Lewis. The property is well placed for easy access to the M56 for commuters to Manchester and the North West commercial centres and Manchester Airport is less than 20 minutes away. There are several good local state schools and a wide choice of private schools within the area with parks and beautiful countryside surrounding the whole area. Internally the property offers, to the ground floor, a spacious living room with bay window with cloakroom/utility cupboard off. To the rear there is superb open Kitchen/Dining room with modern grey gloss units, quartz work surfaces and integrated appliances. To the first floor there is the generous main bedroom with fitted wardrobes and the recently renovated family bathroom with contemporary fittings and bespoke tiling. The second floor comprises two further bedrooms both with built in storage, the larger of which has an en-suite shower room and views out towards The Edge. Externally the property has front and rear gardens, to the front a lawn with shrubs and beds and to the rear a flagged courtyard. There is an allocated parking space located to the rear. The property is offered to the market with No Onward Vendor Chain.



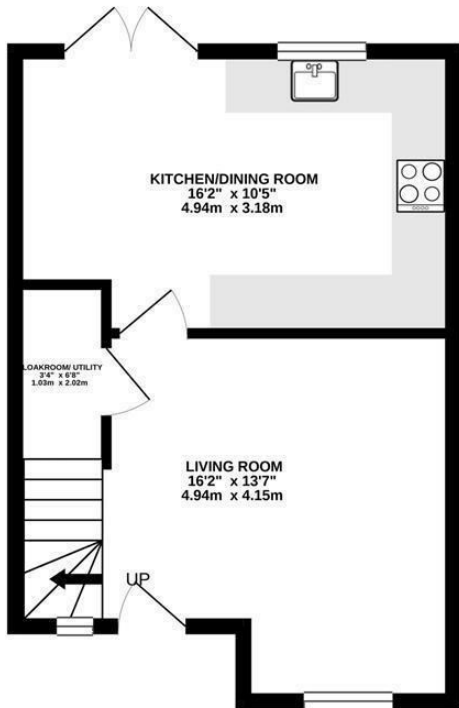
- No Chain
- Town House
- Three bedrooms
- Modern and Stylish
- Contemporary Bathroom and Ensuite
- Parking
- Courtyard Garden
- Great location



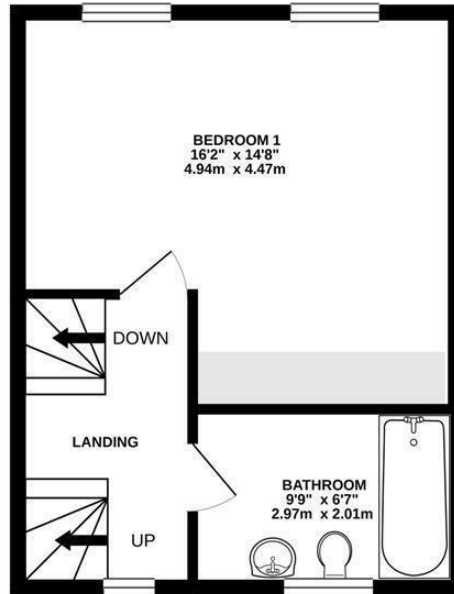
| Energy Efficiency Rating                    |                            |           |
|---|----------------------------|-----------|
|   | Current                    | Potential |
| Very energy efficient - lower running costs |                            |           |
| (92 plus) <b>A</b>                          |                            |           |
| (81-91) <b>B</b>                            |                            | <b>85</b> |
| (69-80) <b>C</b>                            | <b>72</b>                  |           |
| (55-68) <b>D</b>                            |                            |           |
| (39-54) <b>E</b>                            |                            |           |
| (21-38) <b>F</b>                            |                            |           |
| (1-20) <b>G</b>                             |                            |           |
| Not energy efficient - higher running costs |                            |           |
| <b>England &amp; Wales</b>                  | EU Directive<br>2002/91/EC |           |



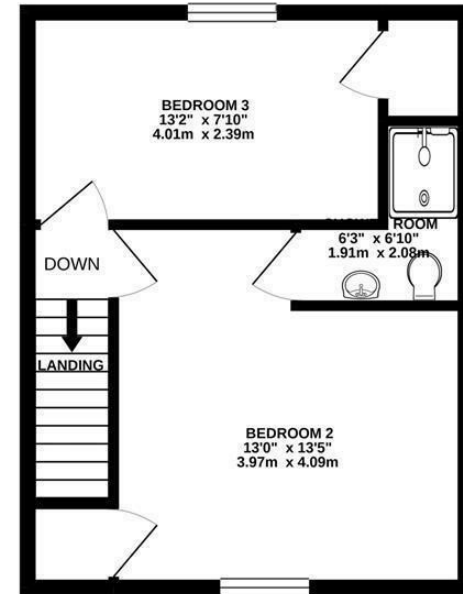
GROUND FLOOR  
366 sq.ft. (34.0 sq.m.) approx.



1ST FLOOR  
344 sq.ft. (32.0 sq.m.) approx.



2ND FLOOR  
344 sq.ft. (32.0 sq.m.) approx.



TOTAL FLOOR AREA : 1055 sq.ft. (98.0 sq.m.) approx.

Whilst every attempt has been made to ensure the accuracy of the floorplan contained here, measurements of doors, windows, rooms and any other items are approximate and no responsibility is taken for any error, omission or mis-statement. This plan is for illustrative purposes only and should be used as such by any prospective purchaser. The services, systems and appliances shown have not been tested and no guarantee as to their operability or efficiency can be given.  
Made with Metropix ©2021



These particulars are believed to be accurate but they are not guaranteed and do not form a contract. Neither Jordan Fishwick nor the vendor or lessor accept any responsibility in respect of these particulars, which are not intended to be statements or representations of fact and any intending purchaser or lessee must satisfy himself by inspection or otherwise as to the correctness of each of the statements contained in these particulars. Any floorplans on this brochure are for illustrative purposes only and are not necessarily to scale.

Offices at: Chorlton, Didsbury, Disley, Hale, Glossop, Macclesfield, Manchester Deansgate, Manchester Whitworth Street, New Mills, Sale, Wilmslow and Withington

36-38 Alderley Road, Wilmslow, Cheshire, SK9 1JX  
**01625 532000**

wilmslow@jordanfishwick.co.uk  
www.jordanfishwick.co.uk