




MARTIN DREW

POWERED BY
exp UK

Yew Tree Rise, Croughton, Brackley, NN13 5UW

£675,000

 4  2  3



M: 07970663757

E: martin.drew@exp.uk.com

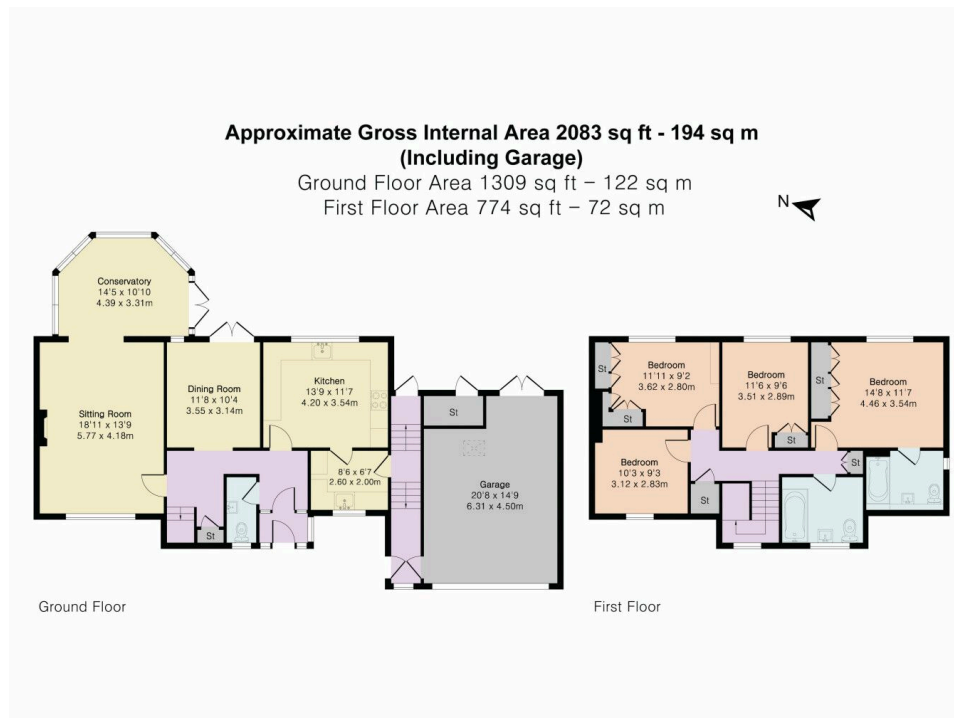
W: www.martin.drew.exp.uk.com



MARTIN DREW

POWERED BY
exp UK

- 4 double bedrooms
- kitchen/breakfast room
- dining room
- cloakroom
- family bathroom
- double garage
- living room leading to conservatory
- utility room
- master with ensuite
- rear garden with field views



 PINK PLAN

Floor plan produced in accordance with RICS Property Measurement 2nd Edition. Although Pink Plan Ltd ensures the highest level of accuracy, measurements of doors, windows and rooms are approximate and no responsibility is taken for error, omission or misstatement. These plans are for representation purposes only and no guarantee is given on the total square footage of the property within this plan. The figure icon is for initial guidance only and should not be relied on as a basis of valuation.

MARTIN DREW
exp UK

Excellent presented 4 double bedroom detached family home set in private cul-de-sac location with Field views to rear. The property further boasts: Double garage, Kitchen/breakfast room, Living room leading to Conservatory, Dining room, Utility room, Cloakroom, Master with Ensuite & Family bathroom.

M: 07970663757

E: martin.drew@exp.uk.com

W: www.martin.drew.exp.uk.com

