



Stoneacre
Properties



Hollyshaw Walk, Leeds, LS15 7AQ
Offers Over £375,000

Offered to the market is this four bedroom semi detached house located on Hollyshaw Walk, Leeds. This property is located in a sought after location close to all local amenities including: shops, schools and transport links. The property briefly comprises of: porch, hallway, lounge, second sitting room, dining room, kitchen, first floor landing, w.c, bathroom, two bedrooms, second floor landing, two bedrooms and storage room. Externally the property benefits from off street parking to the rear and garage with power and lights. To make this house your home please contact the office today to arrange your viewing.

PORCH

Door to the front elevation.

ENTRANCE HALL WAY

Stairs leading to first floor landing.

SITTING ROOM



Double glazed window to the front elevation. Fire with surround.

SECOND SITTING ROOM



Double glazed window to the rear elevation. Fire with surround.

DINING ROOM



Door to the side elevation. Double glazed window to the side elevation. Space for dining table and chairs. Storage cupboard.

KITCHEN




Range of wall and base units. Integrated oven with gas hob and extractor fan above. Sink and drainer. Plumbing for washing machine. Space for fridge freezer. Double glazed window to the rear elevation. Door to the side.

FIRST FLOOR LANDING

Doors off leading to bedrooms one and two, bathroom and w.c.

W.C



Low flush w.c Double glazed window to the side elevation.

BATHROOM



Bath with shower above. Wash hand basin. Double glazed window. Storage cupboards.

BEDROOM ONE



Two double glazed windows to the front elevation. Fire with surround.

BEDROOM TWO



Double glazed window to the rear elevation. Fire with surround.

SECOND FLOOR LANDING

Velux window.

BEDROOM THREE



Double glazed window to the front elevation.

BEDROOM FOUR



Velux window to the rear.

STORAGE ROOM



Space for storage with the potential to be made into an en suite.

EXTERNAL



Externally the property has off street parking. Paving to the front elevation.

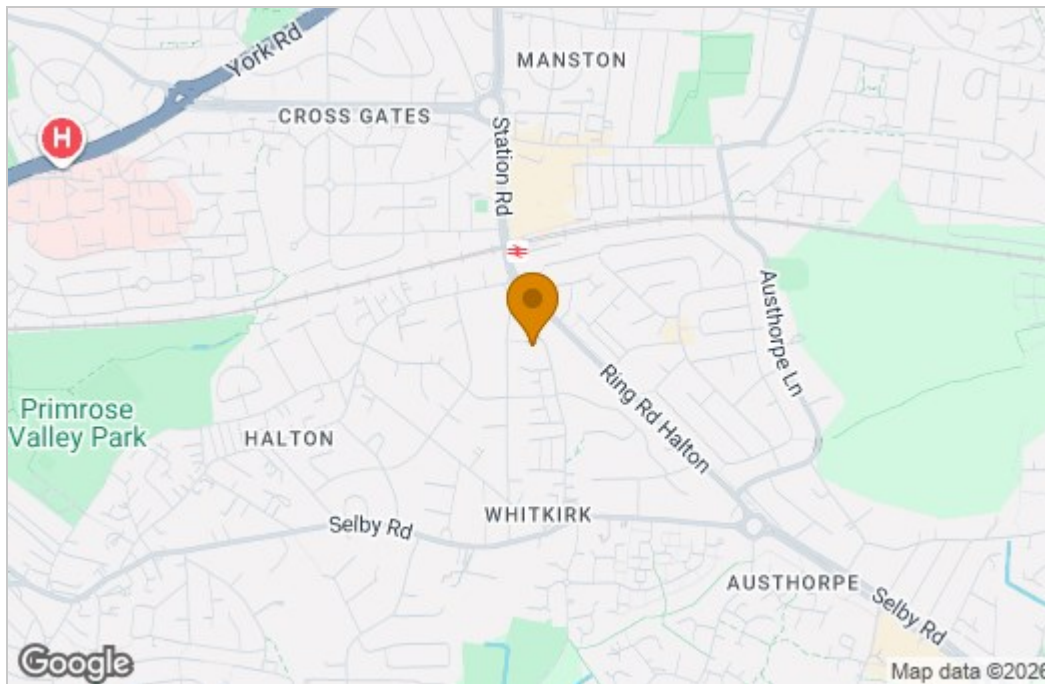
GARAGE

Power and lights.

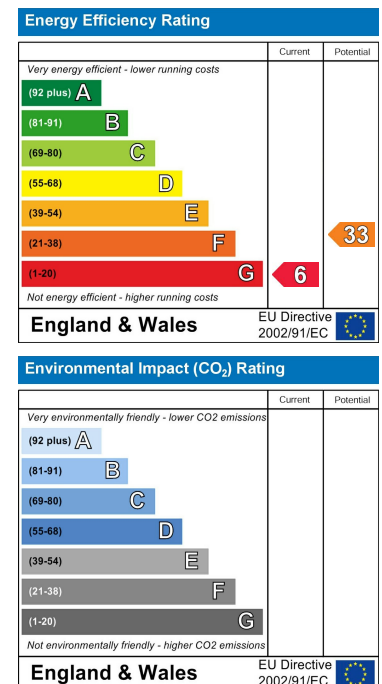
Floor Plan



Area Map



Energy Efficiency Graph



These particulars, whilst believed to be accurate are set out as a general outline only for guidance and do not constitute any part of an offer or contract. Intending purchasers should not rely on them as statements of representation of fact, but must satisfy themselves by inspection or otherwise as to their accuracy. No person in this firm's employment has the authority to make or give any representation or warranty in respect of the property.

