



36 Gelli Aur, Treboeth, Swansea, SA5 9DG

£290,000

Set within the well regarded area of Treboeth, this link detached family home with no onward chain enjoys a convenient position close to reputable schools, everyday amenities and green open spaces. The location is particularly appealing for families and commuters alike, with easy access to the M4, Morfa Retail Parc and Swansea city centre.

This family home offers generous living space set across three floors, designed to suit modern day family life. At its heart are comfortable reception rooms that flow easily from formal living to dining, complemented by a kitchen and adjoining sun area that bring in natural light and create a relaxed space for everyday living. Practical touches including a porch, ground floor WC and useful storage add to the sense of a home that has been thoughtfully planned.

Upstairs, the first floor provides three well proportioned bedrooms, with the principal bedroom benefiting from its own en suite, alongside a family bathroom. A further bedroom occupies the second floor, offering flexibility as a guest room, home office or private retreat. Throughout, the layout balances privacy with shared living, making it ideal for growing families.

Outside, the property is set back with off road parking, a garage and a mature front garden, while the enclosed rear garden offers a patio area well suited to outdoor dining and entertaining.

The Accommodation Comprises

Ground Floor


Porch

Double glazed windows to front, fitted carpet.

Hallway

Entered via front door, wooden flooring, radiator,

WC



Fitted with two piece suite comprising, wash hand basin and WC. Frosted double glazed window to side, tiled walls, wooden flooring, heated towel rail.

Storage

Porch Area

Doubled glazed window to front and side, sliding door to living room.

Living Room 13'1" x 17'1" (3.99m x 5.21m)



Double-glazed box window to the front, staircase rising to the first floor, frosted double-glazed window to the side featuring stained glass, wooden flooring throughout, and two radiators.

Kitchen 9'9" x 13'1" (2.96m x 4.00m)



Fitted with a matching range of base and eye-level units, central island incorporating storage cupboards, one and a half bowl sink, built-in double oven with four-ring electric hob and extractor hood over and space for a fridge/freezer. Double-glazed window to the side, tiled flooring and radiator.



Dining Room 10'6" x 16'7" (3.19m x 5.05m)



Under stairs storage cupboard, wooden flooring, radiator.

Sun Area



Double glazed windows to side and rear, double patio doors leading to garden, wooden flooring,

First Floor

Landing

Fitted carpet.

Master Bedroom 13'3" x 8'6" (4.04m x 2.59m)



Double glazed window to front, fitted carpet, radiator.

Walk-in Wardrobe

Two mirrored fitted wardrobes.

En-suite Shower Room



Fitted with a three piece suite comprising shower cubicle, wash hand basin and WC. Frosted double-glazed window to the front, built-in storage cupboard, tiled flooring and heated towel rail.

Bedroom 2 7'9" x 8'7" (2.37m x 2.61m)



Double glazed window to rear, fitted wardrobes, fitted carpet, radiator.

Office 5'4" x 7'1" (1.62m x 2.15m)



Skylight, fitted carpet.

Bedroom 3 6'3" x 8'2" (1.90m x 2.50m)



Double glazed window to rear, fitted carpet, radiator.

Bathroom



Fitted with a three-piece suite comprising a jacuzzi bath with shower over, wash hand basin and WC. Frosted double-glazed window to the front, heated towel rail and tiled flooring.

Second Floor

Landing



Skylight.

Bedroom 4



Skylight, radiator.

External

Driveway to the front providing off-road parking, lawned garden with mature shrubs, trees and side access leading to the rear of the property.

Garage

Up and over door, housing the boiler.

Rear Garden



To the rear of the property is an enclosed garden featuring a patio area, ideal for outdoor dining and entertaining.

Aerial Images



Agents Note

Tenure - Freehold

Council Tax Band - D

Parking - Driveway plus Garage

Services - Mains electric. Mains sewerage. Mains Gas. Water Meter.

Mobile coverage -EE Vodafone Three O2

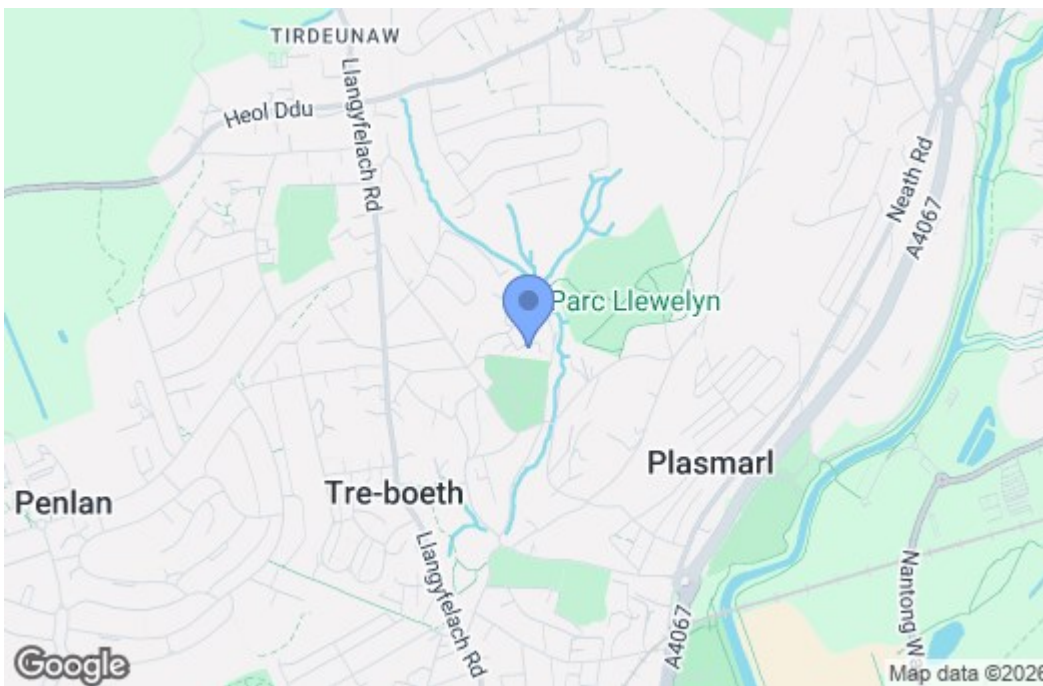
Broadband - Basic 5 Mbps Superfast 77 Mbps Ultrafast 10000 Mbps

Satellite / Fibre TV Availability - BT Sky Virgin

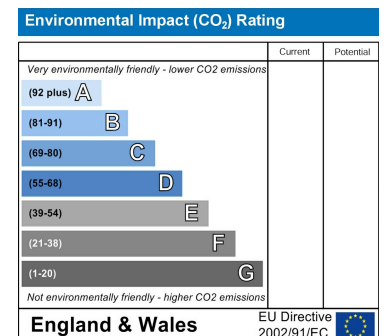
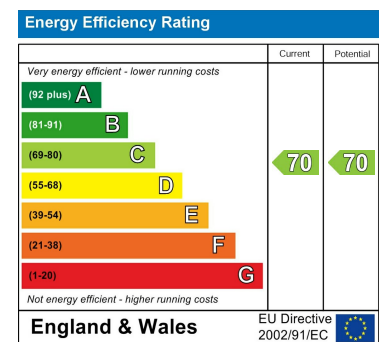
Floor Plan



Area Map



Energy Efficiency Graph



These particulars, whilst believed to be accurate are set out as a general outline only for guidance and do not constitute any part of an offer or contract. Intending purchasers should not rely on them as statements of representation of fact, but must satisfy themselves by inspection or otherwise as to their accuracy. No person in this firm's employment has the authority to make or give any representation or warranty in respect of the property.