

Symonds
& Sampson



East Creech, Creech

Dorset

Wren Cottage

East Creech, Creech
Wareham
BH20 5AP




- No forward chain, viewings strictly by appointment
 - A beautiful Grade II listed thatch cottage
- Set in the heart of the Isle of Purbeck with sublime scenery
- Located a few meters from the popular tea rooms opposite the duck pond
 - Triple garage, summerhouse, and sheds
 - Glorious gardens with a tranquil outlook
- Three or Four bedrooms, fully boarded loft room

Guide Price **£670,000**

Freehold

Wimborne Sales
01202 843190
wimborne@symondsandsampson.co.uk



THE PROPERTY

A stunning Grade II listed thatched cottage in the heart of Purbeck. Lovingly restored. Immaculately presented. Ready for its next chapter. Set opposite the local duck pond and only a short distance from Kimmeridge Bay, Wareham and the Jurassic Coast.

ACCOMMODATION

A location where slowing down feels entirely natural

East Creech sits within one of Dorset's most protected and beautiful landscapes – an Area of Outstanding Natural Beauty. Step outside your gate and you are immediately on footpaths that lead to the Jurassic Coast. Church Knowle's village pub is a short walk. Wareham, with its mainline rail connection to London Waterloo, is just a few miles away. Swanage, Kimmeridge Bay, Studland Beach, Corfe Castle – all within easy reach. This is not a place you pass through.

OUTSIDE

The south-facing garden is a genuine rarity for a cottage of this age: level, manicured, and oriented to catch the sun from morning to evening. The view over the duck pond and open countryside is protected by National Trust land. The detached triple garage is substantial – a car enthusiast's dream, a workshop, or with consent, potential ancillary accommodation (STPP). The summerhouse workshop adds further flexibility. Ample private parking.

SITUATION

With breathtaking local walks through the countryside or along the unrivalled coastline., Relax at the local tea rooms with splendid views whilst petting the donkeys and horses.

DIRECTIONS

what three words [///apron/polka.clinic](http://apron/polka.clinic)

SERVICES

LPG Gas central Heating, Private drainage, Private water supply (Imerys Farm)
EPC Rating - D

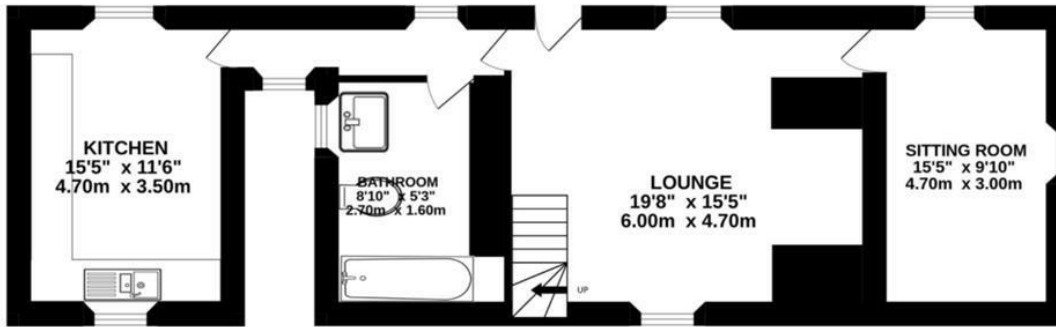
MATERIAL INFORMATION

Dorset council - Council Tax Band - E
Mobile telephone signal and internet speed can be found on Ofcom's website

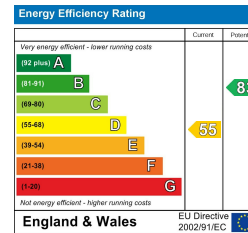
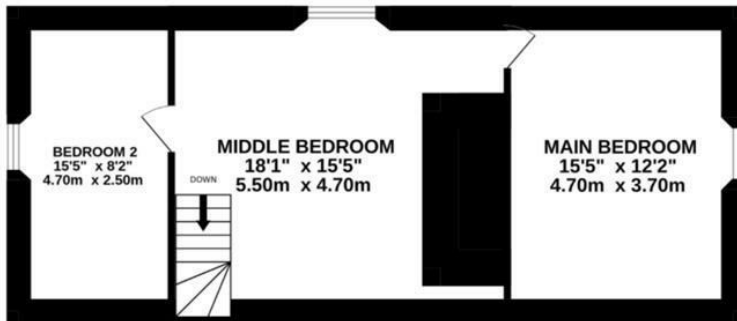


Floor Plan

GROUND FLOOR
776 sq.ft. (72.1 sq.m.) approx.



1ST FLOOR
584 sq.ft. (54.2 sq.m.) approx.



WIM/NW/MAY26



01202 843190

wimborne@symondsandsampson.co.uk
Symonds & Sampson LLP
5, West Street,
Wimborne, Dorset BH21 1JN



Important Notice: Symonds & Sampson LLP and their clients give notice that they have no authority to make or give any representations or warranties regarding the property. These particulars do not form part of any offer or contract and must not be relied upon as statements of fact. Some descriptions and images may have been AI-assisted; while reviewed for accuracy, interested parties should verify key details through inspection or by contacting our agents. All measurements and distances are approximate. Text, photographs, and plans are for guidance only and may not be comprehensive. It should not be assumed that the property has all necessary planning or regulatory consents, and no services, equipment, or facilities have been tested. No investigations have been made into pollution or contamination; purchasers must make their own enquiries. The property is sold subject to all existing wayleaves, easements, and rights of way (public or private), whether mentioned or not. Vendors are not required to define such rights.