



Windmill Lane | Rothwell | LS26 0DN

£200,000

Two bedroom end terrace | Council Tax Band A | EPC Rating D

**Emsleys** | estate agents



\*\*\*CLOSE TO AMENITIES. DOUBLE GARAGE. POPULAR LOCATION. CHARMING COTTAGE FEEL.\*\*\*

Found tucked away off Windmill lane, this delightful end-terrace house presents an excellent opportunity for those seeking a comfortable and convenient home. With two well-proportioned bedrooms, this property is ideal for small families, couples, or individuals looking for a retreat within walking distance to amenities. Upon entering, you are welcomed into a spacious reception room that offers a warm and inviting atmosphere, perfect for relaxation or entertaining guests. The layout is designed to maximise space and light, creating a homely feel throughout. The property features a well-appointed bathroom, ensuring all your essential needs are met. One of the standout features of this home is the double garage and parking, a rare find with a property of this type. This convenience allows for easy access and flexibility for residents and visitors alike.

The location of Windmill Lane is particularly appealing, offering a blend of suburban tranquillity while remaining close to local amenities, schools, and transport links. This makes it an ideal choice for those who appreciate both community living and accessibility to the vibrant city of Leeds.

In summary, this end-terrace house on Windmill Lane is a wonderful opportunity for anyone looking to settle in a tucked away neighbourhood with the added benefit of generous parking. With its inviting reception room, two bedrooms, and convenient location, this property is sure to attract interest from a variety of buyers. Don't miss the chance to make this charming house your new home. Call now to arrange your viewing.



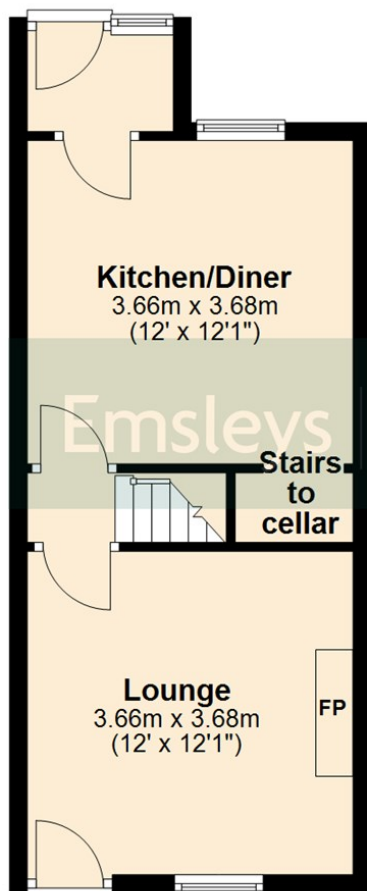






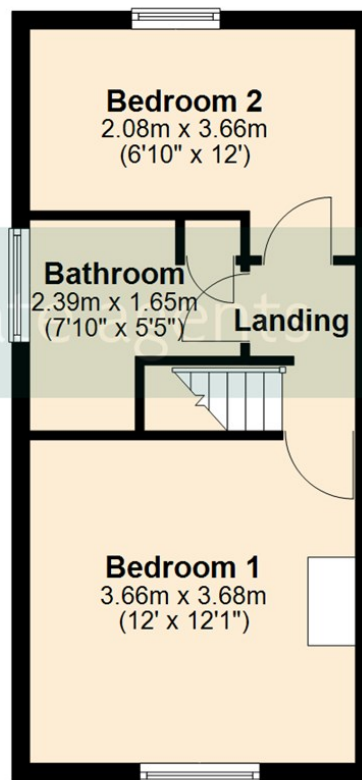
## Ground Floor

Approx. 32.5 sq. metres (350.3 sq. feet)




## First Floor

Approx. 30.6 sq. metres (329.5 sq. feet)



Total area: approx. 63.1 sq. metres (679.7 sq. feet)

These details are for guidance only and complete accuracy cannot be guaranteed. If there is any point, which is of particular importance, verification should be obtained. They do not constitute a contract or part of a contract. All measurements are approximate. No guarantee can be given with regard to planning permissions or fitness for purpose. No apparatus, equipment, fixture or fitting has been tested. Items shown in photographs are NOT necessarily included. Interested Parties are advised to check availability and make an appointment to view before travelling to see a property.



65 Commercial Street | Rothwell | Leeds | LS26 0QD

t: 0113 201 4040 [www.emsleysestateagents.co.uk](http://www.emsleysestateagents.co.uk)

**Emsleys** | estate agents