




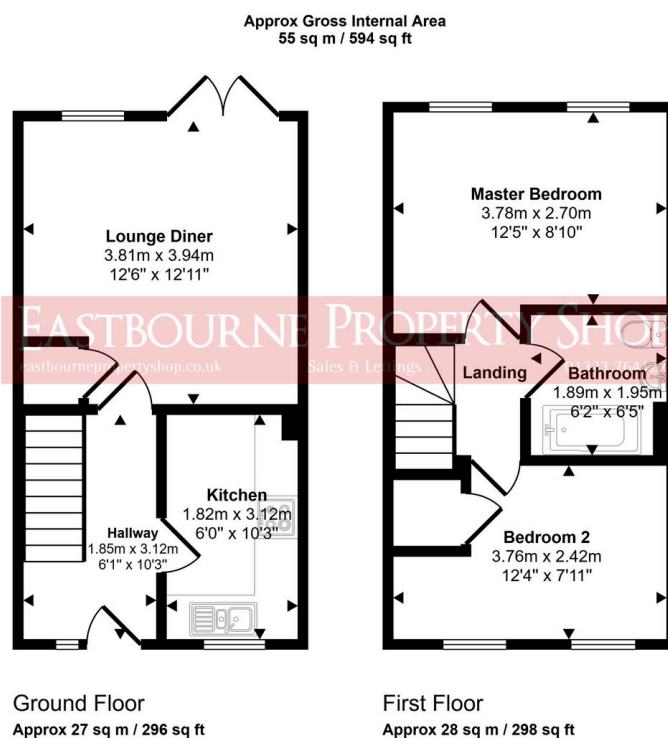
Sheffield Park Way, Eastbourne, BN23 8LA

Guide Price £250,000

 2  1  1



- Mid Terrace
- Garden
-
-
-
- Two Bedrooms
-
-
-
-



This floorplan is only for illustrative purposes and is not to scale. Measurements of rooms, doors, windows, and any items are approximate and no responsibility is taken for any error, omission or mis-statement. Icons of items such as bathroom suites are representations only and may not look like the real items. Made with Made Snappy 360.

An opportunity has arisen to secure this two bedroom mid terrace house situated in the popular residential area in Langney, located within easy access of local schools and Langney Shopping Centre with its range of shops including Tesco, local library and bus services nearby to Eastbourne Town Centre with its comprehensive range of shopping facilities and mainline railway station. This property has Upvc double glazing throughout, gas fired central heating and

EASTBOURNE PROPERTY SHOP

eastbournepropertyshop.co.uk

Sales & Lettings

01323 764122

2 designated parking spaces and is considered to be in excellent decorative order throughout and viewing comes strongly recommended. Ideal first time buy/investment.