




Station Road  
 , London, E7 0AD  
 £1,700 Per month

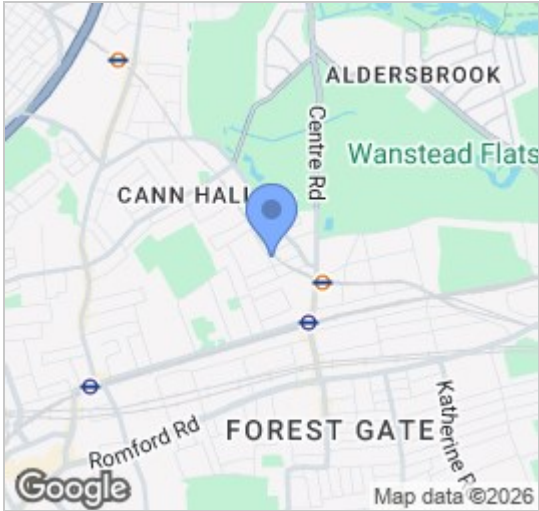
 2
  1
  1
  D



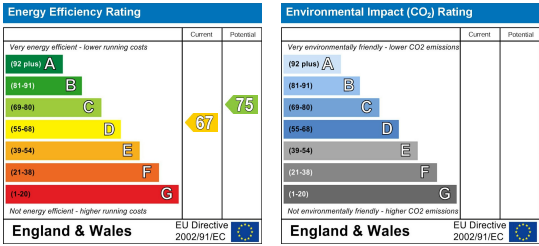
Floor Plan



Area Map



Energy Efficiency Graph



Viewing

Please contact our Settle Office on 0208 124 2522 if you wish to arrange a viewing appointment for this property or require further information.

- Two Bedroom Flat
- Unfurnished
- Forest Gate Location
- Wanstead Park: 0.3 Miles
- Council Tax Band B
- Ground Floor
- Private Garden
- Elizabeth Line: 0.5 Miles
- EPC Rating D
- 448 Sq Ft - 41.6 Sq M



A well-Presented and Spacious Two Bedroom Garden Flat. Entering through the communal area you will find an open plan kitchen/living area with a separate utilities space and pantry. You will find two double bedrooms, one to the front and the other to the rear, featuring original stained wood flooring and high ceilings. The three-piece family bathroom has been tiled and provides excellent shelf storage; all designed with impeccable taste. Via the kitchen/living area, you have access to a private garden which is the perfect sun trap, a great space to entertain guests and has an expansive shed for you to use. Further benefits include a ventilation system that runs consistently as an air purifier, it has double-glazed windows throughout, and being ground floor is easily accessible.

These particulars, whilst believed to be accurate are set out as a general outline only for guidance and do not constitute any part of an offer or contract. Intending purchasers should not rely on them as statements of representation of fact, but must satisfy themselves by inspection or otherwise as to their accuracy. No person in this firms employment has the authority to make or give any representation or warranty in respect of the property.