



[iwstates.com](http://iwstates.com)

6 Swale Close, Stevenage, SG1 6DF

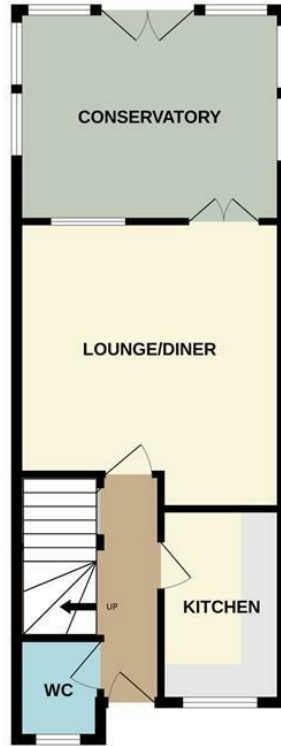
# 6 Swale Close, Stevenage, SG1 6DF

Guide Price £450,000

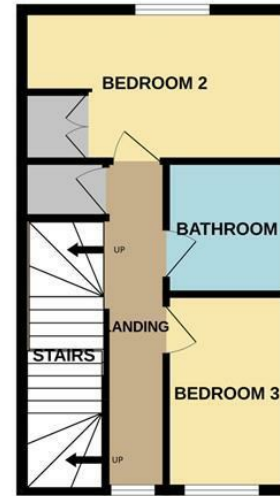
This stunning well kept three bedroom link semi-detached home is an ideal family home for those seeking extra space. The property also has a garage en bloc with driveway providing off road parking. The property features a family bathroom & en-suite. Built in 2002, this house benefits from a contemporary design and construction, the enclosed conservatory located to the rear aspect overlooks the landscaped rear garden. In summary, this delightful home in Swale Close is a fantastic opportunity for anyone looking to settle in a welcoming neighbourhood with ample space and modern conveniences. Do not miss the chance to make this property your own!

- Fantastic order throughout
- Lounge/diner leading to conservatory
- En-suite to Master bedroom
- Large family bathroom
- Downstairs W/C
- Garage en bloc with driveway
- Lots of storage throughout
- Well presented kitchen

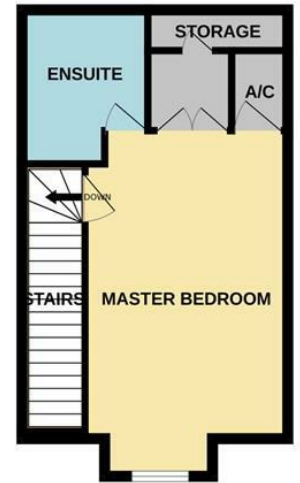
GROUND FLOOR



1ST FLOOR



2ND FLOOR



Whilst every attempt has been made to ensure the accuracy of the floorplan contained here, measurements of doors, windows, rooms and any other items are approximate and no responsibility is taken for any error, omission or mis-statement. This plan is for illustrative purposes only and should be used as such by any prospective purchaser. The services, systems and appliances shown have not been tested and no guarantee as to their operability or efficiency can be given.  
Made with Metropix ©2026

### Entrance Hallway

14'5" x 4'0"

Front door leads into the property. Radiator. Understairs storage cupboard. Laminate flooring.

### Kitchen

6'8" x 11'6"

UPVC double glazed window to the front aspect. Composite one and half bowl sink unit. Five ring gas burner hob. Soft close matching eye level and base units with work surfaces over. Stainless steel modern extractor hood. Integral microwave and oven under. Spotlights. Enclosed wall mounted boiler. Integral washer/dryer. Laminate flooring.

### W/C

UPVC double glazed frosted window to the front aspect. Low level w/c. Vanity sink unit with storage under. Heated towel rail.

### Lounge

14'1" x 16'1"

UPVC double glazed French doors and further window leading to the conservatory. Radiator. Laminate flooring.

### Conservatory

11'6" x 13'0"

of brick and UPVC double glazed construction. Enclosed roof space. Panelled heater. Laminate flooring. French doors leading out to the rear garden.

### First Floor

### Landing

Airing cupboard. Radiator. Stairs rise to the second floor. UPVC double glazed window to the front aspect.

### Bedroom Two

14'2" x 9'0"

UPVC double glazed window to the rear aspect. Radiator. Double integral wardrobe.

### Bedroom Three

7'9" x 10'5"

UPVC double glazed window to the front aspect. Radiator.

### Bathroom

7'0" x 7'5"

Tiled splashbacks. Low level w/c. Wash hand basin. Large shower enclosure with rainfall effect shower head over. Heated towel rail. Extractor fan.

### Second Floor

### Master Bedroom

15'3" x 10'9"

UPVC dormer box bay window to the front aspect. Eaves storage. Double integral wardrobe. Additional airing cupboard. Loft access.

### En-Suite

Shower enclosure. Low level w/c. Wash hand basin. Heated towel rail. tiled splashbacks. Spotlights. Extractor fan.

### Outside

### Front

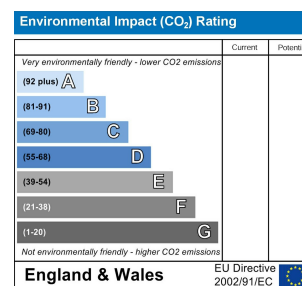
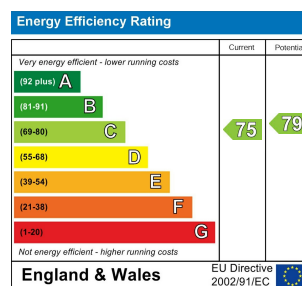
Low maintenance frontage with option for parking a car. Footpath to front door.

### Rear

Low maintenance garden with patio area and rear seating space with storage shed. Enclosed by panel fencing. Outside tap and light.

### Garage en bloc

Up and over door. Power supply. Driveway allowing for off road parking.



These particulars are intended to give a fair and reliable description of the property but no responsibility for any inaccuracy or error can be accepted and do not constitute an offer or contract. We have not tested any services or appliances (including central heating if fitted) referred to in these particulars and the purchasers are advised to satisfy themselves as to the working order and condition. If a property is unoccupied at any time there may be reconnection charges for any switched off/disconnected or drained services or appliances - All measurements are approximate. If you are thinking of selling your home or just curious to discover the value of your property, iWEstates would be pleased to provide free, no obligation sales and marketing advice. Even if your home is outside the area covered by our local offices we can arrange a Market Appraisal through our national network of iWEstates estate agents.

