



NESBITT & SONS
ESTATE AGENTS



34 Marlin Close, Gosport, PO13 9UZ

Offers in excess of £200,000

Welcome to this charming mid-terrace family home located in the popular area of Marlin Close, Gosport. This modern property is an ideal choice for first-time buyers or those seeking a sound investment opportunity.

The house features a well-proportioned reception room, perfect for relaxing or entertaining guests. With two comfortable bedrooms, there is ample space for a small family or for those who may wish to create a home office. The bathroom is conveniently located, ensuring ease of access for all residents.

One of the standout features of this property is the modern fitted kitchen/breakfast room. This inviting space is designed for both functionality and style, with doors that open directly onto the garden, allowing for a seamless flow between indoor and outdoor living. The garden provides a lovely area for enjoying the fresh air, perfect for summer gatherings or quiet evenings.

Additionally, the property includes parking for one vehicle, a valuable asset in this sought-after location.

Entrance Porch

Lounge 13'10 x 13'3 (4.22m x 4.04m)

Kitchen/Breakfast Room 13'10 x 8'1 (4.22m x 2.46m)

Landing

Bedroom One 11'4 x 10'6 (3.45m x 3.20m)

Bedroom Two 10'1 x 8'0 (3.07m x 2.44m)

Bathroom 6'8 x 5'6 (2.03m x 1.68m)

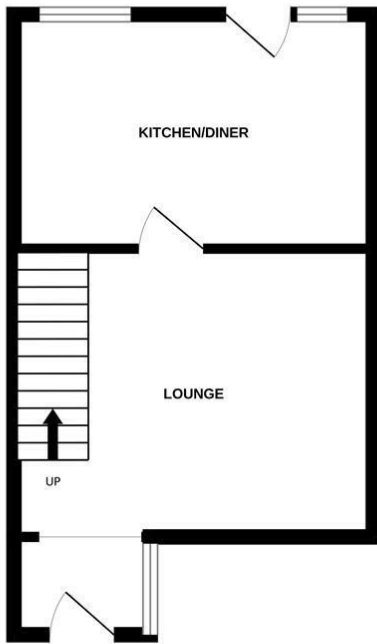
Outside

Allocated Parking

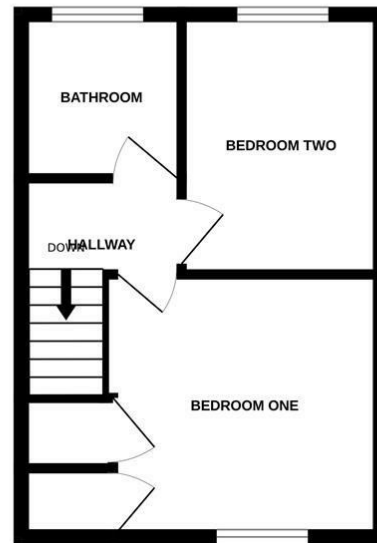
Garden

Floor Plan

GROUND FLOOR



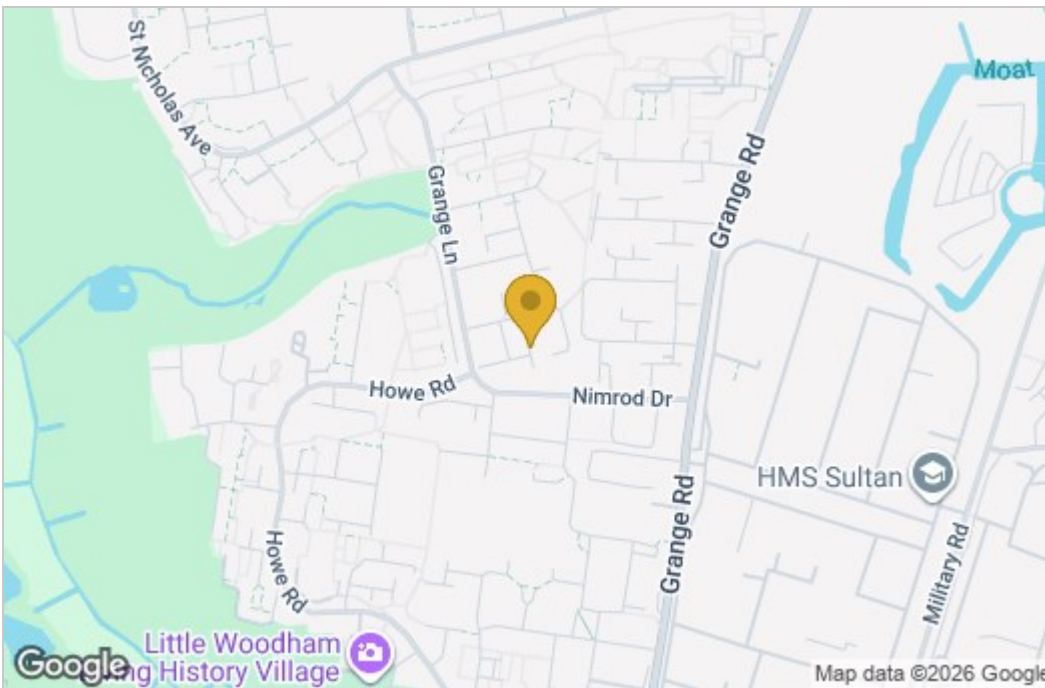
1ST FLOOR



2 BEDROOM MID TERRACE

Whilst every attempt has been made to ensure the accuracy of the floorplan contained here, measurements of doors, windows, rooms and any other items are approximate and no responsibility is taken for any error, omission or mis-statement. This plan is for illustrative purposes only and should be used as such by any prospective purchaser. The services, systems and appliances shown have not been tested and no guarantee as to their operability or efficiency can be given.
Made with Metropix ©2026

Area Map



Energy Efficiency Graph

Energy Efficiency Rating		Current	Potential
Very energy efficient - lower running costs			
(92 plus) A			
(81-91) B			
(69-80) C			
(55-68) D			
(39-54) E			
(21-38) F			
(1-20) G			
Not energy efficient - higher running costs			
England & Wales		EU Directive 2002/91/EC	
Environmental Impact (CO ₂) Rating		Current	Potential
Very environmentally friendly - lower CO ₂ emissions			
(92 plus) A			
(81-91) B			
(69-80) C			
(55-68) D			
(39-54) E			
(21-38) F			
(1-20) G			
Not environmentally friendly - higher CO ₂ emissions			
England & Wales		EU Directive 2002/91/EC	

These particulars, whilst believed to be accurate are set out as a general outline only for guidance and do not constitute any part of an offer or contract. Intending purchasers should not rely on them as statements of representation of fact, but must satisfy themselves by inspection or otherwise as to their accuracy. No person in this firm's employment has the authority to make or give any representation or warranty in respect of the property.