



7 Johnson View, Whiteley, PO15 7JR

Asking Price £655,995



Johnson View |
Whiteley | PO15 7JR

Asking Price £655,995

** Walker & Waterer are now in receipt of an offer for the sum of £655,995 for 7 Johnson view. Anyone wishing to place an offer on the property should contact Walker & Waterer, Unit H3 Whiteley Shopping Centre, PO15 7PD, 01489 580800 prior to exchange of contracts**

W&W are pleased to offer for sale this five bedroom split level detached family home. The property boasts five bedrooms, four reception rooms, downstairs cloakroom, two en-suite shower rooms & main bathroom. The property also benefits from a rear garden, double garage & driveway parking.

Johnson View is arguably one of Whiteley's most sought after cul de sac locations, situated in the highly requested 'Leafy Lane' area in Whiteley. The renowned Skylark Golf & Country Club is just a short stroll away providing a restaurant, 18 hole golf course, gym & spa including swimming pool.





Five bedroom split level detached family home

Situated in one of Whiteley's most sought after cul de sac locations

Versatile accommodation over 2600 sq.ft spanning across three floors

Kitchen/dining room with integrated double oven, hob & dishwasher with space for additional appliances

Lounge with centrepiece fireplace

Study with walk in bay window

Dining room with window to the front

Cloakroom to the ground floor

Three double bedrooms to the first floor with two benefitting from en-suite shower rooms and built in wardrobes

Family room to the ground floor with double doors opening out into the rear garden

Two double bedrooms both benefitting from built in wardrobes to the ground floor

Dressing room with fitted wardrobes

Main bathroom comprising four piece suite

Rear garden laid to lawn & shrubbery

In our opinion we feel that the garden offers a great degree of privacy backing onto mature woodlands

Detached double garage & driveway parking for multiple vehicles

All services/appliances have not, and will not be tested

ADDITIONAL INFORMATION

Property construction - Traditional brick build

Electricity supply - Mains

Water supply - Mains

Sewerage - Mains

Heating - Gas central heating

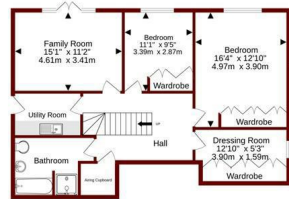
Broadband - There is broadband connected to the property and the seller informs us that this is supplied by BT

Please check here for potential broadband speeds - <https://www.openreach.com/fibre-broadband>

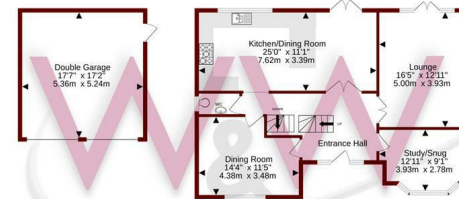
The current seller informs us that they have mobile signal and are no current black spots. Please check here for all networks - <https://checker.ofcom.org.uk/>



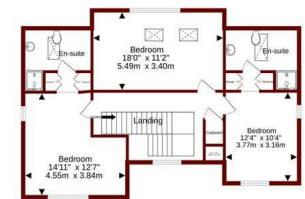
Lower Ground
893 sq.ft. (83.0 sq.m.) approx.



Ground floor
1206 sq.ft. (112.0 sq.m.) approx.



1st floor
842 sq.ft. (78.2 sq.m.) approx.



TOTAL FLOOR AREA : 2941 sq.ft. (273.2 sq.m.) approx.

Whilst every attempt has been made to ensure the accuracy of the floorplan contained here, measurements of doors, windows, rooms and any other items are approximate and no responsibility is taken for any error, omission or mis-statement. This plan is for illustrative purposes only and should be used as such by any prospective purchaser. The services, systems and appliances shown have not been tested and no guarantee as to their operability or efficiency can be given.
Made with Metropix 62025

Energy Efficiency Rating		
	Current	Potential
Very energy efficient - lower running costs		
(92 plus) A		
(81-91) B		
(69-80) C		
(55-68) D		
(39-54) E		
(21-38) F		
(1-20) G		
Not energy efficient - higher running costs		
England & Wales	EU Directive 2002/91/EC	

Council Tax Band - G - £2900 Per Annum

Tenure - Freehold

Current EPC Rating - C

Potential EPC Rating - C

H3 Whiteley Shopping Centre
Whiteley Way
Whiteley
Hants
PO15 7PD
01489 580800
whiteley@walkerwaterer.co.uk
www.walkerwaterer.co.uk