



Mercury Close, Wickford

£350,000

- TWO BEDROOM SEMI DETACHED BUNGALOW
- OFF ROAD PARKING
- GAS CENTRAL HEATING
- NO ONWARD CHAIN
- EPC - C
- DETACHED GARAGE
- FRONT AND REAR GARDENS
- CUL DE SAC LOCATION
- KEYS HELD FOR VIEWING
- COUNCIL TAX - C - BASILDON

A TWO BEDROOM SEMI DETACHED BUNGALOW has come to market with NO ONWARD CHAIN.

2 1 1 C

Council Tax Band: C



ENTRANCE HALL

Side entrance via part double glazed street door to hall, radiator, doors to accommodation further doors to storage

LOUNGE

Double glazed window to front with fitted shutter, radiator

BEDROOM ONE

Double Glazed window to rear with fitted shutter, range of fitted wardrobes and storage, radiator

BEDROOM TWO

Double glazed window to front with fitted shutters, radiator access loft

KITCHEN

Double glazed window and door to rear garden, range of units to ground and eye level, complimentary roll edged worksurfaces with inset sink with drainer and mixer taps, tiled splash backs, ceramic tiled floor, cooker space with hood over

WET ROOM

Double glazed window to flank, tiled walls, heated towel rail, suite in white comprising low flush wc, wash hand basin with vanity cupboard

FRONT GARDEN

Lawn area and drive way leading to side entrance and garage

BACK GARDEN


South westerly garden commencing with patio remainder laid mostly to lawn, fenced to all boundaries, side access to front, personal door to garage

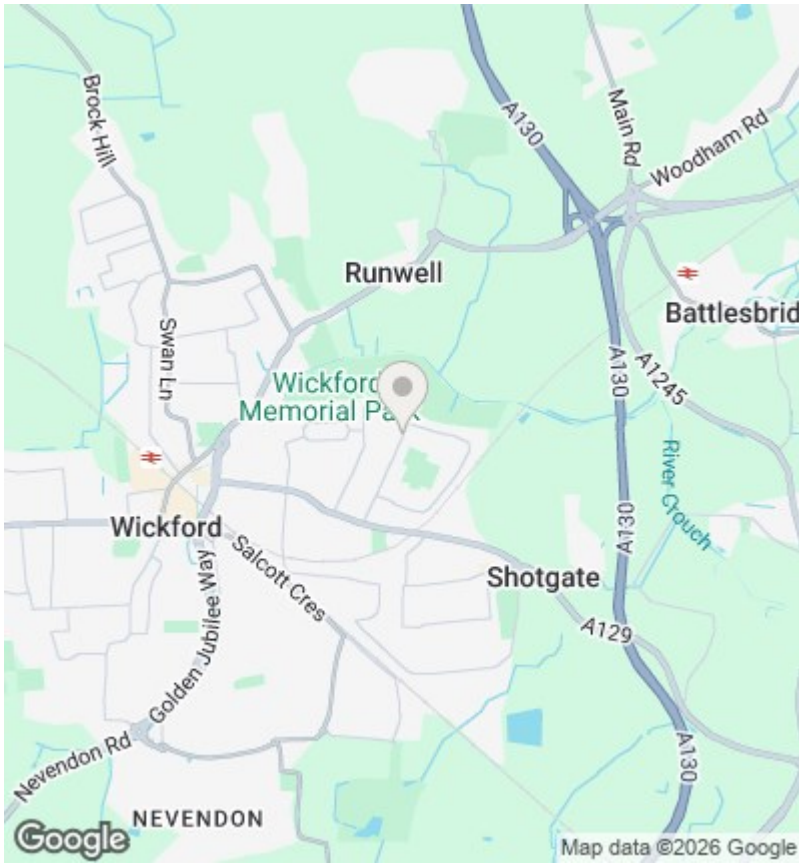
GARAGE

Up and over vehicular door and personal door to garden, power and light supplied

DISCLAIMER

PLEASE NOTE - any appliances, fixtures, fittings or heating systems have not been tested by the agent as we are not qualified to do so. We have relied on information supplied by the seller to prepare these details. Interested applicants are advised to make their own enquiries about the functionality.

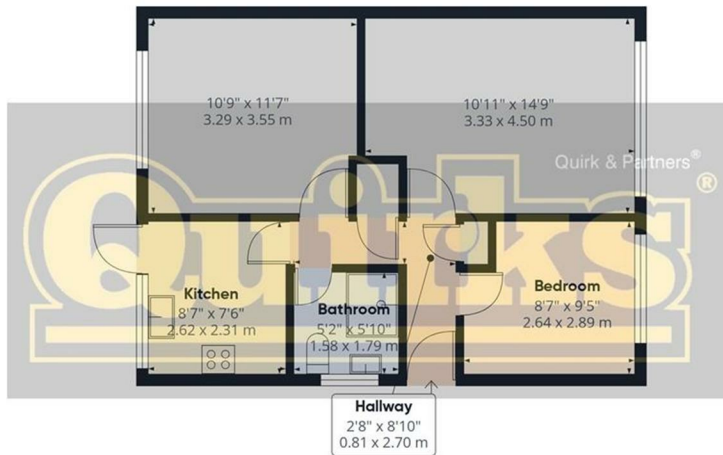




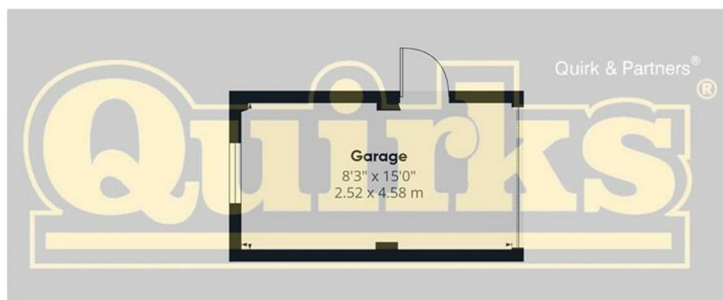
EPC Rating:

C

Energy Efficiency Rating		Current	Potential
<i>Very energy efficient - lower running costs</i>			
(92 plus) A			<div style="border: 1px solid black; padding: 2px; display: inline-block;">88</div>
(81-91) B			
(69-80) C			
(55-68) D			
(39-54) E			
(21-38) F			
(1-20) G			
<i>Not energy efficient - higher running costs</i>			
England & Wales		EU Directive 2002/91/EC	



Floor 0 Building 1



Floor 0 Building 2