



Wheat Sheaf Close, London, E14 9UY

£295,000



Wheat Sheaf Close, London, E14 9UY

£295,000

Nestled in the tranquil Isle of Dogs, this charming flat offers a delightful living experience with stunning views over the waters of Millwall Outer Docks. Spanning 424 square feet, the property features a spacious reception room, large double bedroom and separate kitchen. This is an ideal choice for individuals or couples seeking a comfortable, convenient life-style.

Located just minutes from Mudchute DLR station, residents will enjoy swift transport links to Canary Wharf (Jubilee Line and Elizabeth lines), making this flat particularly appealing to commuters wherever they work in London. Of course, Canary Wharf itself is an exciting destination in its own right, with a vast array of shopping, entertainment, and dining options. In fact, your own neighbourhood area boasts a variety of amenities just outside your door, including an ASDA Superstore for your grocery needs, the Space Theatre for cultural outings, the picturesque Thameswalk, perfect for leisurely strolls, and numerous restaurants and pubs.. Additionally, the Greenwich foot tunnel is nearby, offering easy access to the vibrant attractions of Greenwich.

This property presents an excellent opportunity for both first-time buyers and buy-to-let investors, given its prime location and accessibility. With its impressive views and convenient amenities, this flat is a must-see for anyone looking to embrace the charm of the Isle of Dogs.

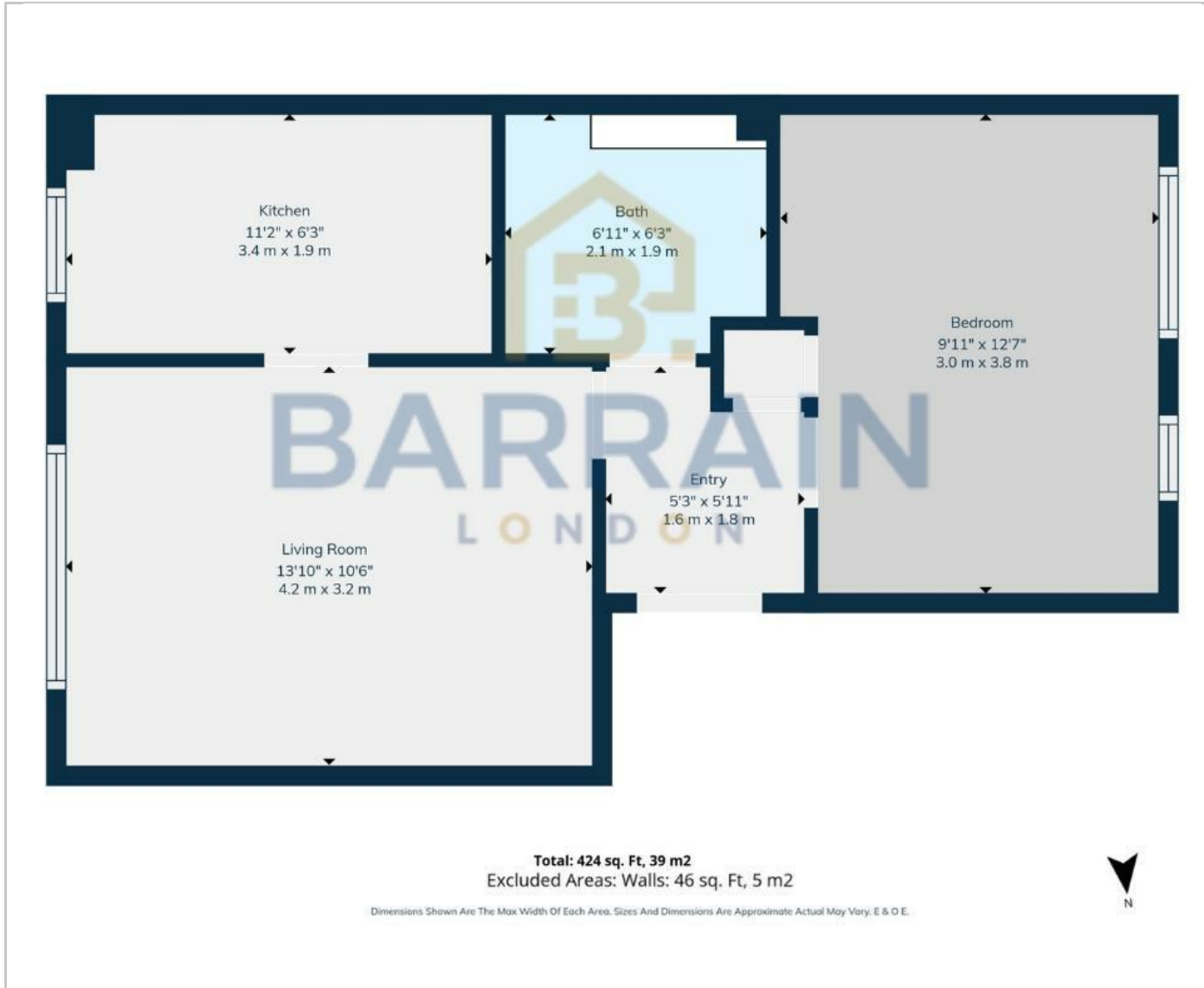
Key Features

- Large one bedroom flat next to the water at Millwall Outer Dock
- Spacious lounge with large separate kitchen
- 5 minutes walk to Mudchute DLR / 3 stops to the Jubilee & Elizabeth Lines at Canary Wharf
- Amazing views of Millwall Outer Docks
- Modern development in premium location
- ***** NO ONWARD CHAIN
- Great option for first time buyers and buy-to-let investors

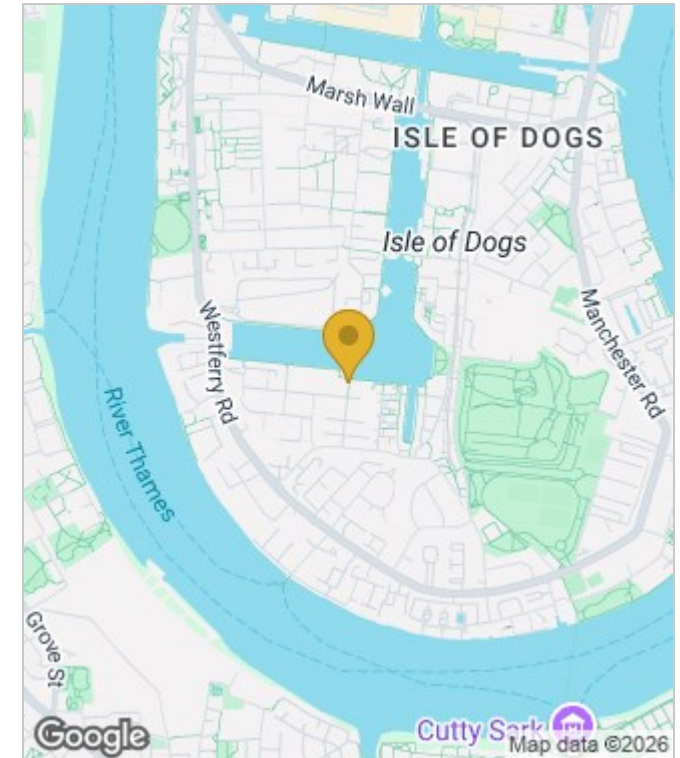


Council Tax Band: E

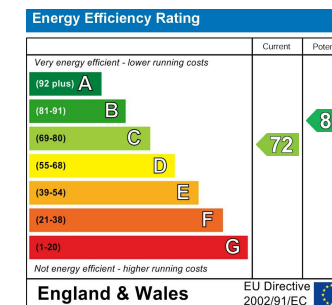
Floor Plans



Area Map



Energy Performance Graph



These particulars, whilst believed to be accurate are set out as a general outline only for guidance and do not constitute any part of an offer or contract. Intending purchasers should not rely on them as statements of representation of fact, but must satisfy themselves by inspection or otherwise as to their accuracy. No person in this firm's employment has the authority to make or give any representation or warranty in respect of the property.