



52 Silo Drive

Farncombe GU7 3NX

Asking Price: £465,000 Freehold





- Popular Residential Area
- Walking Distance of Local Schools, Shops & Main Line Station
- Easy Reach of Godalming Town centre
- Sitting Room
- Kitchen & Dining Room
- Three Bedrooms
- Bathroom
- Gas Heating & Double Glazed Windows
- Enclosed Rear Garden
- Driveway & Garage



Located in a sought-after residential area, this contemporary three-bedroom semi-detached home has been designed for modern family living. Combining bright, airy interiors with a highly practical layout. The house also benefits from an enclosed private garden, driveway and garage and is ideally situated within easy reach of local shops, schools and main line station serving London Waterloo in approximately 45 minutes.







Main Line Station – 0.5 mile (Waterloo approx. 45 mins)

Village Centre – 0.6 mile Godalming – 1.4 miles

Infant School – 0.5 mile

Secondary School – 0.5 miles - Doctors – 1.0 miles Dentist – 1.5 miles

A3 – miles 2.8 miles M25 – 13.6 miles M3 – 14.1 miles

Energy Efficiency Rating C

Council Tax Band – D Payable £2643.33 (2026/27)

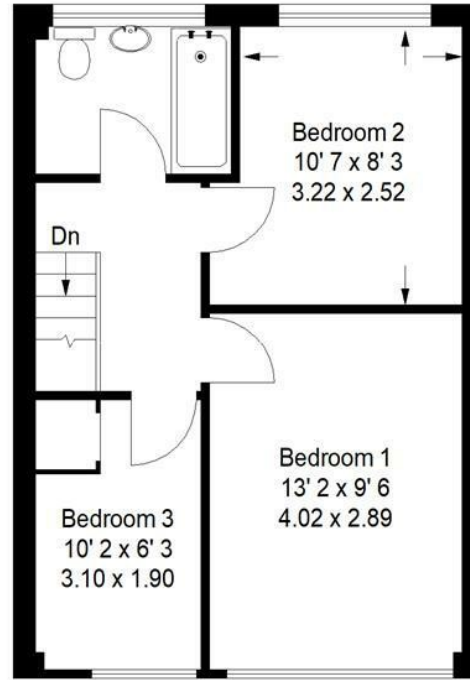
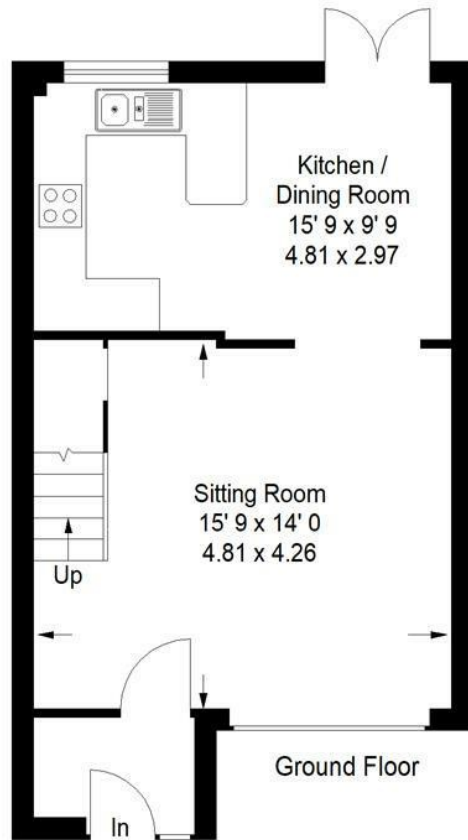


Directions: From our office in the High Street proceed down Bridge Street and across the mini roundabout into Bridge Road. At the next roundabout take the second exit right on to Meadow (A3100). Continue along Meadow and take the third turning on your left hand side into Hare Lane. Continue along Hare Lane which leads into St Johns Street and at the end of the T junction turn right into Station Road. Continue along Station Road bearing round to the left and over the level crossing and then take the first turning on your right hand side into Orchardfield Road. Continue to the end of Orchardfield Road and continue straight across into Silo Drive. Follow the road round and Number 52 will be found on your left hand side.

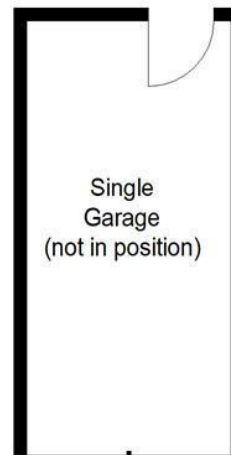


Silo Drive Farncombe

APPROX. GROSS
INTERNAL FLOOR AREA :
793 SQFT / 73.7 SQM



First Floor



This plan is for representation purposes only. Reproduced from plans supplied by the selling Agent. Not drawn to scale unless stated. Please check all dimensions before making any decisions reliant upon them. No guarantee is given on square footage if quoted. Any figures if quoted should not be used as a basis for valuation.



Emery &
Orchard
ESTATE AGENTS

01483 419 300

20 High Street
Godalming
Surrey
GU7 1EB

email:office@emery-orchard.co.uk

Note: These details are intended as a guide only and whilst believed to be correct are not guaranteed and they do not form part of any contract. We would inform prospective purchasers that we have not tested any equipment, appliances, fixtures, fittings or services. Any items not referred to in these particulars are excluded from the sale unless separately agreed. The distance to services & schools are approximate and given as a guide only. Prospective purchasers must check the admission policy for any school mentioned as these may vary. If the property has been extended since it was placed in its council tax band, the band may be reviewed and may increase following the sale of the property.