



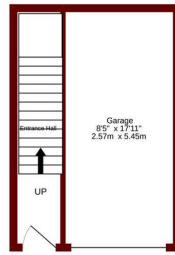
Maple Rise | Whiteley | Fareham | PO15 7GT

£1,300 PCM

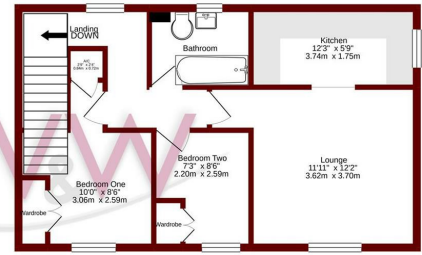




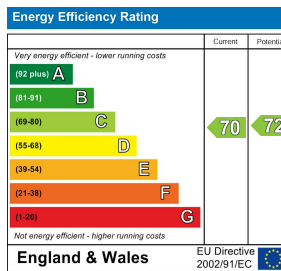
Ground floor
217 sq ft. (202 sq.m.) approx.



1st floor
527 sq ft. (49.0 sq.m.) approx.



TOTAL FLOOR AREA : 744 sq ft. (69.2 sq.m.) approx.
While every effort has been made to ensure the accuracy of the floorplan (drawn) here, measurements of doors, windows, rooms and any other items are approximate and no responsibility is taken for any error, omission or misstatement. This plan is for information purposes only and should be used in such by any prospective purchaser. The services, systems and appliances shown have not been tested and no guarantee as to their operability or efficiency can be given.
 Made with Metropix (2020)



Description

Walker and Waterer are delighted to offer this detached Coach house to the rental market. The property benefits from two bedrooms, both with built in wardrobes, a modern family bathroom, open plan living/dining area with a modern fitted kitchen benefiting from integrated appliances. Externally there is garage and allocated parking and the property now benefits from its own garden. Please call Walker and Waterer today to arrange your viewing. Available early June 2026. Please note historical images have been used.

Key features

- Walking distance to Whiteley Shopping
- Two bedrooms both with built in wardrobes
- Open Plan Living
- Allocated Parking
- Coach House
- Modern Kitchen with Built In Appliances
- Garage
- Own Rear Garden



H3 Whiteley Shopping Centre
 Whiteley Way
 Whiteley
 Hants
 PO15 7PD
 01489 580800
 pm@walkerwaterer.co.uk
 www.walkerwaterer.co.uk